

### 1 0–10

a 1.8 Listen and repeat the numbers.

- 0 zero /ˈziːroʊ/  
(also “oh” /oʊ/ in phone numbers)
- 1 one /wʌn/
- 2 two /tu/
- 3 three /θri/
- 4 four /fɔːr/
- 5 five /faɪv/
- 6 six /sɪks/
- 7 seven /ˈsevn/
- 8 eight /eɪt/
- 9 nine /naɪn/
- 10 ten /ten/



**Word stress**

zero = **z**ero    **s**even = **s**even

b Cover the words. Say the numbers.

**ACTIVATION** Count from 0–10 and from 10–0.

➔ p.7

### 2 11–100

11–20

a 2.21 Listen and repeat the numbers.

- 11 eleven /ˈlɛvn/
- 12 twelve /twelv/
- 13 thirteen /θɜːˈtiːn/
- 14 fourteen /fɔːˈtiːn/
- 15 fifteen /fɪfˈtiːn/
- 16 sixteen /sɪksˈtiːn/
- 17 seventeen /sevnˈtiːn/
- 18 eighteen /eɪtˈtiːn/
- 19 nineteen /naɪnˈtiːn/
- 20 twenty /ˈtwenti/

21–100

b 2.22 Listen and repeat the numbers.

- 21 twenty-one /ˈtwenti ˈwʌn/
- 22 twenty-two /ˈtwenti ˈtu/
- 30 thirty /ˈθɜːti/
- 33 thirty-three /θɜːti ˈθri/
- 40 forty /ˈfɔːti/
- 44 forty-four /fɔːti ˈfɔːr/
- 50 fifty /ˈfɪfti/
- 55 fifty-five /fɪfti ˈfaɪv/
- 60 sixty /ˈsɪksti/
- 66 sixty-six /sɪksti ˈsɪks/
- 70 seventy /ˈsevn̩ti/
- 77 seventy-seven /sevn̩ti ˈsevn/
- 80 eighty /ˈeɪti/
- 88 eighty-eight /eɪti ˈeɪt/
- 90 ninety /ˈnaɪnti/
- 99 ninety-nine /naɪnti ˈnaɪn/
- 100 a / one hundred /ə ˈhʌndrəd/ /wʌn ˈhʌndrəd/



**Word stress – be careful!**

30 thirty    13 thirteen    40 fortly    14 forteen, etc.

**ACTIVATION** Cover the words. Say the numbers.

➔ p.15



### 1 COUNTRIES

a 1.18 Listen and repeat the countries.



- |                            |   |
|----------------------------|---|
| 1 Argentina /ɑr'dʒən'tinə/ | 9 Mexico /'meksɪkoʊ/                                |
| 2 Brazil /brə'zɪl/         | 10 Peru /pə'ru/                                     |
| 3 Canada /'kænədə/         | 11 Saudi Arabia /'saʊdi ə'reɪbiə/                   |
| 4 Chile /tʃɪli/            | 12 Spain /speɪn/                                    |
| 5 China /tʃaɪnə/           | 13 Turkey /'tɜrki/                                  |
| 6 England /'ɪŋɡlənd/       | 14 the United States (the US) /ðə yu'naitəd steɪts/ |
| 7 Japan /dʒə'peɪn/         | 15 Vietnam /viət'nəm/                               |
| 8 Korea /kə'riə/           |   |

**CAPITAL letters**  
Brazil **NOT** brazil.

b Write your country: \_\_\_\_\_. Practice saying it.

**ACTIVATION** Cover the words. Look at the photos.  
Say the countries.



### 2 NATIONALITIES

a 2.1 Listen and repeat the countries and nationalities.

Country	Nationality
Argentina	Argentinian /ɑr'dʒən'tɪniən/
Brazil	Brazilian /brə'zɪliən/
Canada	Canadian /kə'neɪdiən/
Chile	Chilean /tʃɪ'leɪn/
China	Chinese /tʃaɪ'nɪz/
England	English /'ɪŋɡlɪʃ/
Japan	Japanese /dʒə'peɪnɪz/
Korea	Korean /kə'reɪn/
Mexico	Mexican /'meksɪkən/
Peru	Peruvian /pə'rʊviən/
Saudi Arabia	Saudi /'saʊdi/
Spain	Spanish /'spæɪnɪʃ/
Turkey	Turkish /'tɜrkiʃ/
the United Kingdom	British /'brɪtɪʃ/
the United States	American /ə'merɪkən/
Vietnam	Vietnamese /viət'nə'mɪz/

#### Word stress

For most countries, the word stress is the same on the country and the nationality, e.g., *Brazil*, *Brazilian*.  
Sometimes it's different:  
*Canada* → *Canadian*   *China* → *Chinese*  
*Japan* → *Japanese*   *Vietnam* → *Vietnamese*

b Write your nationality: \_\_\_\_\_. Practice saying it.

c Read about countries and languages. What's the language in your country?

#### Countries and languages

The word for a language is sometimes the same as the nationality.  
**England:** nationality *English*, language *English*  
Some are different, e.g.,  
**Canada:** nationality *Canadian*, language *English*  
**Saudi Arabia:** nationality *Saudi*, language *Arabic*

**ACTIVATION** Cover the words. Look at the flags.  
Say the countries and nationalities.



### 1 THINGS IN THE CLASSROOM

a 1.38 Listen and repeat the words.

- 1 the board /bɔːrd/
- 2 the door /dɔːr/
- 3 a window /ˈwɪndəʊ/
- 4 a chair /tʃeə/
- 5 a coat /kəʊt/
- 6 a table /ˈteɪbl/
- 7 a laptop /ˈlæptɒp/
- 8 a dictionary /ˈdɪkʃənəri/
- 9 a piece of paper /piːs əv ˈpeɪpə/
- 10 a pen /pen/
- 11 a bag /bæg/

b Cover the words. Look at the picture. Say the things.

**ACTIVATION** In pairs, point to things in the classroom. Your partner says the word.

What is it? (It's the board.

How do you spell it? (B-O-A-R-D.



### 2 CLASSROOM LANGUAGE

1.39 Listen and repeat the phrases.

The teacher says...



1 Look at the board, please.



4 Close your books.



2 Open your books.



5 Stand up, please.



3 Go to page 10.



6 Sit down.

You say...



7 How do you spell it?



10 I don't understand.



8 Sorry? Can you repeat that, please?



11 I don't know.



9 Excuse me. What's *gracias* in English?



12 Sorry I'm late.

**ACTIVATION** Cover the phrases. Look at the pictures. Say the phrases.





**a** 3.1 Listen and repeat the words.

- |                                |  |
|--------------------------------|--|
| 1 a cell phone /sɛl foon/      | 9 a (phone) <u>charger</u> /'tʃɑːdʒər/ |
| 2 a watch /wɒtʃ/               | 10 an <u>ID</u> card /aɪ 'di kɑːd/     |
| 3 a <u>tablet</u> /'tæblət/    | a <u>passport</u> /'pæspɔːt/           |
| 4 a <u>wallet</u> /'wʌlət/     | 11 an <u>umbrella</u> /ʌm'brelə/       |
| a change purse /tʃeɪndʒ pɜːs/  | 12 a <u>camera</u> /'kæmərə/           |
| 5 a <u>pencil</u> /pensl/      | 13 a <u>credit</u> card /'kredɪt kɑːd/ |
| 6 a <u>notebook</u> /'nəʊtbʊk/ | a <u>debit</u> card /'debɪt kɑːd/      |
| 7 <u>glasses</u> /'glæsəz/     | 14 a <u>key</u> /ki/                   |
| 8 a <u>photo</u> /'fotou/      | 15 a <u>newspaper</u> /'njuːzpeɪpər/   |



**a / an**

a bag, a key

an ID card, an umbrella

**ph**

ph = /f/, e.g., phone, photo

**b** Cover the words. Look at the photo. Say the things.





### 1 PEOPLE

a 4.2 Listen and repeat the words.



- 1 a boy /bɔɪ/
- 2 a girl /gɜːl/
- 3 a man /mæn/
- 4 a woman /ˈwʊmən/
- 5 children /ˈtʃɪldrən/
- 6 friends /ˈfrendz/

b 4.3 Listen and repeat the irregular plurals.

#### Irregular plurals

Singular	Plural
a child	children
a man	men
a woman	women
a person	people

**ACTIVATION** Look at the photos in a. Say the words in singular and plural.

(a boy boys

### 2 FAMILY

4.4 Listen and repeat the words.



- 1 husband /ˈhʌzbənd/
- 2 wife /waɪf/
- 3 mother /ˈmʌðər/
- 4 father /ˈfɑːðər/
- 5 son /sʌn/
- 6 daughter /ˈdɔːtər/
- 7 brother /ˈbrʌðər/
- 8 sister /ˈsɪstər/
- 9 grandmother /ˈgrænmʌðər/
- 10 grandfather /ˈgrænfɑːðər/
- 11 boyfriend /ˈbɔɪfrend/
- 12 girlfriend /ˈgɜːlfrend/

#### parents

mother + father = parents /ˈperənts/ **NOT** fathers  
 grandmother + grandfather =  
 grandparents /ˈgrænpərənts/

**ACTIVATION** Cover the words. Look at the photos.  
 Say the family members.

### 1 COLORS

4.16 Listen and repeat the words.




black /blæk/



blue /blu/



brown /braʊn/



green /ɡriːn/



gray /ɡreɪ/



orange /ˈɒrɪndʒ/



pink /pɪŋk/



red /red/



white /waɪt/



yellow /ˈjeləʊ/

**ACTIVATION** Cover the words. Look at the photos. Ask and answer.

What color is it? (It's black.)

What color are they? (They're blue.)

### 2 COMMON ADJECTIVES

4.17 Listen and repeat the words.



big /bɪɡ/



small /smɔːl/



old /oʊld/



new /nu/



fast /fæst/



slow /sləʊ/



beautiful  
/ˈbyʊtəfʊl/



ugly /ʌɡli/




cheap /tʃiːp/



expensive  
/ɪkˈspensɪv/



long /lɒŋ/



short /ʃɔːt/



clean /kliːn/



dirty /ˈdɜːti/



easy /iːzi/



difficult  
/ˈdɪfɪkəlt/

b Cover the words. Look at the photos. Say the adjectives.

**ACTIVATION** Test a partner.

What's the opposite of new? (Old. What's the opposite of \_\_\_\_?)

d 4.18 Listen and repeat the positive and negative adjectives.

Positive and negative adjectives

✓ = good ✓✓ = very good ✓✓✓ = great / fantastic  
X = bad XX = very bad XXX = awful / terrible

very

You can use **very** before adjectives, e.g., A Ferrari is **very** expensive. It's a **very** fast car.

### a 5.2 Listen and repeat the words.

#### Food



1 fish /fɪʃ/



2 meat /mit/



3 pasta /'pɑːstə/



4 rice /raɪs/



5 eggs /egz/



6 yogurt /'juːɡərt/



7 vegetables /'vedʒəblz/



8 potatoes /pə'tetəʊz/



9 salad /'sæləd/



10 fruit /fruɪt/



11 bread /bred/



12 butter /'bʌtər/



13 cheese /tʃiːz/



14 sugar /'ʃʊɡər/



15 a sandwich /'sænwɪtʃ/



16 cereal /'sɪəriəl/



17 chocolate /'tʃɒklət/

#### Drinks



18 coffee /'kɒfi/



19 tea /ti/



20 milk /mɪlk/



21 water /'wɔːtər/



22 orange juice  
/'ɒrɪndʒ dʒʊs/

### b 5.3 Listen and repeat the words and phrases in the box.

**ACTIVATION** Cover the words in a. Look at the photos.  
Say the words.

➡ p.30



#### Meals

breakfast (in the morning)  
lunch (in the afternoon)  
dinner (in the evening)

#### Verbs: have, eat, drink

I **have** breakfast at 8:00.  
I **have** cereal and coffee.  
I **eat** a lot of fruit.  
I **drink** tea with milk.

eat



drink





# Common verb phrases 1

## VOCABULARY BANK

a 5.13 Listen and repeat the phrases.



1 **live in an apartment**  
/lɪv ɪn ən ə'pɑːtmənt/



2 **have breakfast** (lunch / dinner)  
/hæv 'brekfəst/ (lʌntʃ / 'dɪnər)



3 **watch TV** /wɑːtʃ ti 'vi/



4 **listen to the radio**  
/lɪsn tə ðə 'reɪdɪəʊ/



5 **read the newspaper**  
/rɪd ðə 'nuːzpeɪpə/



6 **eat fast food** /ɪt fæst fud/



7 **drink coffee** /drɪŋk 'kɒfi/



8 **speak English** /spiːk 'ɪŋɡlɪʃ/



9 **want a coffee** /wɒnt ə 'kɒfi/



10 **have a dog** /hæv ə dɒg/



11 **like cats** /laɪk kæts/



12 **work in a bank** /wɜːk ɪn ə bæŋk/



13 **study Spanish** /'stʌdi 'spæniʃ/



14 **go to English classes**  
/ɡoʊ tə 'ɪŋɡlɪʃ 'kleɪsɪz/



15 **need a new car** /niːd ə nu kɑː/

b 5.14 Cover the phrases. Listen and say the phrase.

1 **live in an apartment** (live in an apartment)

**ACTIVATION** Ask and answer with a partner in a different order.

Do you drink coffee? (Yes, I do. (No, I don't.

p.33

### 1 WHAT DO THEY DO?

a 6.1 Listen and repeat the words.



1 a **teacher** /'ti:tʃə/



2 a **doctor** /'dɒktə/



3 a **nurse** /nɜːs/




4 a **journalist** /'dʒəʒnəlɪst/



5 a **waiter** /'weɪtə/



6 a **salesperson** /'seɪlspɜːns/



7 a **receptionist** /rɪ'seɪpʃənɪst/



8 a **policeman** /pə'lɪsmən/



9 a **factory worker** /'fæktəri 'wɜːkə/



10 a **taxi driver** /'tæksɪ 'draɪvə/

b Cover the words. Ask and answer in pairs.

What does she do? (She's a teacher.

What does he do? (He's a...

c 6.2 Listen and repeat the sentences.

I work for an **American company**. /'kʌmpəni/

I'm in **college**. /'kɒlɪdʒ/

I'm a **student**. /'stjuːdnt/

I study **economics**. /ɪkə'nɒmɪks/

I'm at school.

I'm **unemployed** right now. /ʌnɪm'plɔɪd/

I'm **retired**. /rɪ'taɪəd/

d What do **you** do?

I \_\_\_\_\_

### 2 WHERE DO THEY WORK?

a 6.3 Listen and repeat the phrases.



1 in a **hospital** /'hɒspɪtl/



2 in a **store** /stɔː/



3 in a **restaurant** /'restɒrənt/



4 in an **office** /'ɒfɪs/



5 in a **school** /skuːl/



6 in a **factory** /'fæktəri/



7 at home /'həʊm/



8 on the **street** /striːt/

b Cover the phrases. Look at the photos. Say the phrases.

c Ask and answer with a partner.

Where does a doctor work? (In a hospital.

d Where do **you** work or study?

I \_\_\_\_\_

# A typical day

## VOCABULARY BANK

a 6.14 Listen and repeat the phrases.

### IN THE MORNING



get up /get ʌp/



have breakfast  
/hæv 'brekfəst/



take a shower  
/teik ə 'ʃaʊə/



go to work  
/gʊ tə wɜ:k/  
(by bus, train, car, etc.)



have a coffee  
/hæv ə 'kafi/

### IN THE AFTERNOON



have lunch /hæv lʌntʃ/



finish work  
/'fɪnɪʃ wɜ:k/



go home /gʊ hoʊm/



go shopping  
/gʊ 'ʃɒpɪŋ/



go to the gym  
/gʊ tə ðə dʒɪm/

### IN THE EVENING



make dinner  
/meɪk 'dɪnə/



have dinner  
/hæv 'dɪnə/



do housework  
/du 'haʊswɜ:k/



watch TV  
/wɒtʃ ti 'vi/



take a bath  
/teɪk ə bæθ/



go to bed  
/gʊ tə bed/

make and do  
make dinner / coffee **BUT** do housework,  
do homework

go with to and the  
go to the gym, go to the movies  
go to work, go to school, go to bed  
go home **NOT** go to home

b 6.15 Listen and point to the picture.

» Lisa has lunch at one o'clock. (Picture six.)

**ACTIVATION** In pairs, describe Lisa's day. Say the times where there are clocks.

(She gets up at a quarter to seven.) (She has breakfast.

» p.38

Go online to review the vocabulary for each lesson



## 1 FREE TIME

a 7.4 Listen and repeat the verbs and verb phrases.



1 go out /ɡou aʊt/  
(at night)



2 play computer games  
/pleɪ kəm'pyʊtər geɪmz/




3 exercise /'eksəsaɪz/  
/bʊk 'tɪkəts/



4 go to the beach /ɡou tə ðə bi:tʃ/  
(the movies, the theater, etc.)



5 stay at home  
/steɪ ət hoʊm/



6 play tennis  
/pleɪ 'tenɪs/



7 hike /haɪk/  
(in the mountains)



8 play the piano  
/pleɪ ðə pi'ænəʊ/



9 swim /swɪm/



10 meet friends  
/mi:t frendz/



11 relax /rɪ'læks/



12 travel /'trævl/

### meet



meet a person  
for the first time



meet at the  
train station



meet friends  
after work

b Cover the words. Look at the photos. Say the verbs or phrases.

**ACTIVATION** Work in pairs. Make true sentences with *sometimes* or *never*.

*I sometimes go to the movies. ( ) I never play computer games.*

## 2 TRAVELING

7.5 Listen and repeat the verb phrases.



1 book tickets  
/bʊk 'tɪkəts/



2 pack a suitcase  
/pæk ə 'su:tkeɪs/



3 leave the house  
/li:v ðə haʊs/



4 carry a suitcase  
/'kæri ə 'su:tkeɪs/



5 wear sunglasses  
/weɪ 'sʌŋlæses/



6 get a taxi (a train, a bus) /ɡet ə 'tæksi/



7 wait for a flight  
/weɪt fə ə flaɪt/



8 rent a car /rent ə kɑːr/



9 arrive at a hotel /ə'raɪv  
æt ə hoʊ'tel/ (in a city)



10 stay in a hotel /steɪ ɪn ə  
hoʊ'tel/



11 call home  
/kɔːl hoʊm/



12 buy presents  
/baɪ 'preznts/

**ACTIVATION** Cover the verb phrases. Look at the photos. Work in pairs. Ask *What's she doing?* *What's he doing?* *What are they doing?*

### 1 MONTHS

a 7.21 Listen and repeat the months.

JAN

January /ˈdʒænjʊəri/

FEB

February /ˈfebrʊəri/

MAR

March /mɑːtʃ/

APR

April /ˈeɪprəl/

MAY

May /meɪ/

JUN

June /dʒʊn/

JUL

July /dʒʊˈlaɪ/

AUG

August /ˈɔːɡəst/

SEP

September /sepˈtembər/

OCT

October /əkˈtoʊbər/

NOV

November /nouˈvembər/

DEC

December /diˈsembər/



Months begin with a CAPITAL letter.

January **NOT** january

**ACTIVATION** Cover the months and look at JAN, FEB, etc. Say the months.

p.46

### 2 ORDINAL NUMBERS

a 7.23 Listen and repeat the ordinal numbers from 1st–20th.

1st

first /fɜːst/

2nd

second /ˈsekənd/

3rd

third /θɜːd/

4th

fourth /fɔːθ/

5th

fifth /fɪfθ/

6th

sixth /sɪksθ/

7th

seventh /ˈsevnθ/

8th

eight /eɪtθ/

9th

ninth /naɪnθ/

10th

tenth /tenθ/

11th

eleventh /ˈlevnθ/

12th

twelfth /twelfθ/

13th

thirteenth /θɜːˈtiːnθ/

14th

fourteenth /fɔːˈtiːnθ/

15th

fifteenth /fɪfˈtiːnθ/

16th

sixteenth /sɪksˈtiːnθ/

17th

seventeenth /sevnˈtiːnθ/

18th

eighteenth /eɪˈtiːnθ/

19th

nineteenth /naɪnˈtiːnθ/

20th

twentieth /ˈtwentiəθ/

b 7.24 Now listen and repeat the ordinal numbers from 21st–31st.

21st

twenty-first /ˈtwenti ˈfɜːst/

22nd

twenty-second /ˈtwenti ˈsekənd/

23rd

twenty-third /ˈtwenti ˈθɜːd/

24th

twenty-fourth /ˈtwenti ˈfɔːθ/

25th

twenty-fifth /ˈtwenti ˈfɪfθ/

26th

twenty-sixth /ˈtwenti ˈsɪksθ/

27th

twenty-seventh /ˈtwenti ˈsevnθ/

28th

twenty-eighth /ˈtwenti ˈeɪtθ/

29th

twenty-ninth /ˈtwenti ˈnaɪnθ/

30th

thirtieth /θɜːˈtiːəθ/

31st

thirty-first /θɜːti ˈfɜːst/

**ACTIVATION** Cover the words and look at the numbers (1st, 2nd, etc.). Say the numbers.

p.46



Go online to review the vocabulary for each lesson

## 8.13 Listen and repeat the words and phrases.



1 buying clothes /'baɪŋ kləʊz/



2 camping /'kæmpɪŋ/



3 cooking /'kʊkɪŋ/



4 bike riding /'baɪk raɪdɪŋ/



5 doing yoga /'duɪŋ juːgə/



6 eating out /'tiːŋ aʊt/



7 flying /'flaɪŋ/



8 going for a walk /'ɡoʊɪŋ fɔː ə wɔːk/



9 going to the movies /'ɡoʊɪŋ tə ðə 'muːvɪz/



10 painting /'peɪntɪŋ/



11 reading /'riːdɪŋ/



12 running /'rʌnɪŋ/



13 shopping /'ʃɒpɪŋ/



14 singing /'sɪŋɪŋ/




15 sleeping /'sliːpɪŋ/



16 swimming /'swɪmɪŋ/



17 traveling /'trævlɪŋ/



18 watching TV shows /wɒtʃɪŋ ti 'vi ʃəʊz/

**ACTIVATION** Cover the activities and look at the photos. Say the activities.



a **9.14** Listen and repeat the clothes words.

- 1 sweater /'swetər/
- 2 T-shirt /'ti ʃɜ:t/
- 3 shirt /ʃɜ:t/
- 4 pants /pænts/
- 5 jeans /dʒiːnz/
- 6 shorts /ʃɔ:ts/
- 7 suit /sut/
- 8 dress /dres/
- 9 skirt /skɜ:t/
- 10 coat /koot/
- 11 jacket /'dʒækət/
- 12 socks /sɒks/
- 13 sneakers /'sni:kərz/
- 14 shoes /ʃu:z/
- 15 hat /hæt/
- 16 cap /kæp/

b Cover the words. Look at the photos. Say the words.

**ACTIVATION** Work in pairs. Ask about other students: *What's he wearing? What's she wearing?*

➔ p.57



### 1 IN A HOTEL ROOM

a 10.2 Listen and repeat the words.

- 1 a bed /bed/
- 2 a pillow /'pilou/
- 3 a table /'teibl/
- 4 a lamp /læmp/
- 5 a light /laɪt/
- 6 a remote control /rɪ'moʊt kən'troʊl/
- 7 the floor /flɔːr/
- 8 the bathroom /'bæθrʊm/
- 9 a bathtub /'bæθtʌb/
- 10 a shower /'ʃaʊər/
- 11 a towel /'taʊəl/
- 12 a toilet /'toɪlət/
- 13 a closet /'kloʊzət/

b Cover the words. Look at the picture. Say the words.



### 2 IN A HOTEL

a 10.3 Listen and repeat the words.

- 1 a swimming pool /'swɪmɪŋ puːl/
- 2 a spa /spa/
- 3 restrooms /'restrʊmz/
- 4 a restaurant /'restrɒnt/
- 5 a kitchen /'kɪtʃən/
- 6 a gym /dʒɪm/
- 7 a elevator /'elɪvətər/
- 8 a gift shop /'ɡɪft ʃɒp/
- 9 reception /rɪ'sepʃən/
- 10 a yard /jɑːd/
- 11 a parking lot /'pɑːkɪŋ lɒt/

b Cover the words. Look at the picture. Say the words.

c Practice with a partner. Ask and answer.

Where's the swimming pool?

(It's on the fifth floor.)



first floor

the floor of a building at street level

