

Introduction to the *Official Guide*

Pearson Test of English Academic (PTE Academic) is an international computer-based English language test. It provides a measure of test takers' language ability to education institutions, and professional and government organizations that require a standard of academic English for admission purposes.

The Official Guide to PTE Academic is designed for anyone who wants to prepare for PTE Academic or learn more about the test. The guide, along with its companion Audio CD and CD-ROM, will help you:

- find out how to register for PTE Academic
- understand the features, format and scoring
- learn how to respond to each item type
- become familiar with the language skills assessed
- practice answering authentic test items
- improve your test-taking strategies

What is in the guide?

Main chapters


The guide includes six chapters.

Chapter 1 provides an overview of PTE Academic, including a description of **key features**, **format** and **scoring**. Chapter 2 offers general **test preparation guidelines**, and lists **other resources** to supplement the practice in the *Official Guide*. This chapter also includes information about what to expect **on the test day**.

Chapters 3–6 are divided by skill and cover the 20 item types found in PTE Academic and the skills assessed in each case. The item types are presented in the same order as in the test. Chapter 3 introduces the **five speaking item types**, Chapter 4 the **two writing item types**, Chapter 5 the **five reading item types** and Chapter 6 the **eight listening item types**.

In Chapters 3–6, discussion of each item type begins with a task item to help you become familiar with the **on-screen appearance** of the different parts of the actual test. Explanations of the **scoring** follow to help you understand which factors within your response to each item type are scored and which language skills are tested. **Test-taking strategies** outline steps to improve your performance on each item type.

Finally, a **practice item** is presented, allowing you to apply what you have learned.

Some item types are individually timed. When you see the timer icon  15 sec. in a practice item, be sure to time yourself as you answer the item.

Remember, during PTE Academic you will give your response by speaking into a microphone at a test delivery workstation.

Extra tips about PTE Academic and the *Official Guide* are provided in note boxes like this one.

Each chapter concludes with a **general skills section** outlining key areas of the communicative skills needed in everyday and test situations. A checklist for skills assessment is included to help you understand your strengths and weaknesses. Practice activities and strategies for helping you develop each communicative skill are suggested.

Answer key, glossary and appendices

The guide also includes an answer key and transcripts, a glossary and an appendix.

The Answer key provides **correct answers** and/or **sample responses** to the task and practice items included in Chapters 3–6. These sample responses are authentic responses given by test takers who took the PTE Academic pilot tests.

- PTE Academic was piloted with more than 10,000 test takers in 21 countries, including China, Japan, India, Australia and the United States.
- These test takers were born in 158 different countries speaking 126 different languages. They were university students having a similar level of English proficiency to that of the prospective PTE Academic test takers. A number of native speakers of English were also recruited as a control group.

Explanations about the correct answers for some practice items are also included.


When you see the Answer key icon  **p.165**, check your answer in the Answer key.

The Glossary provides brief **definitions** for the terms specific to PTE Academic and/or language testing.

The Appendix includes information about the **alignment of PTE Academic scores** to the levels of the Common European Framework of Reference for Languages (CEF or CEFR) and the CEF language descriptors.

What is on the Audio CD?

The Audio CD includes the **audio recordings** for the listening and speaking items, and **sample responses** for the speaking items presented in Chapters 3–6 of this guide.

When you see the CD icon  in the guide, play the specified track on the Audio CD.

The three sample responses provided for each speaking item are authentic responses given by PTE Academic test takers. These responses illustrate the CEF levels of competence C1, B2 and B1. See the Appendix for information on the CEF language descriptors.

Use a voice recorder to record your spoken responses and compare them with these sample responses.

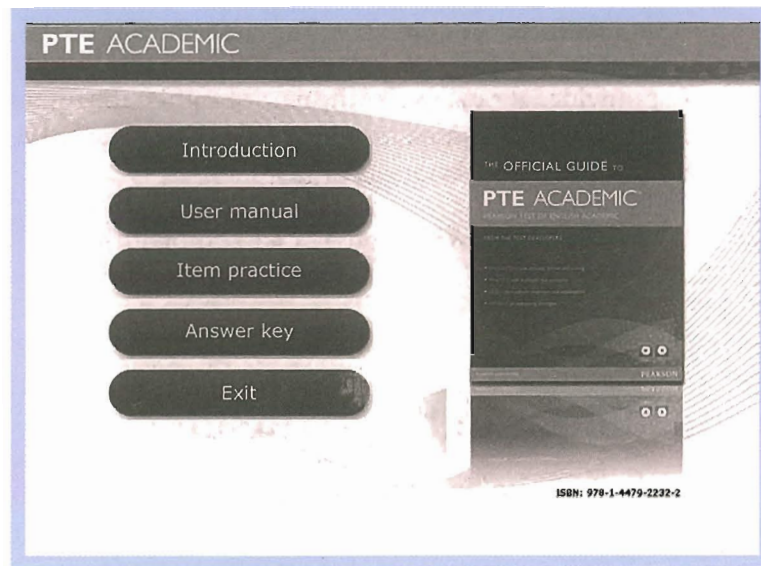
How to use the guide and the Audio CD

The *Official Guide* and the Audio CD include authentic test items taken from the PTE Academic test item bank. To get the most out of the test materials, we recommend that you follow these steps:

- Work through each task and follow the step-by-step information about each item type.
- Study the scoring information and pay particular attention to the language skills and test-taking strategies.
- Do the practice item at the end of each item type section. Try to simulate the conditions and time pressure of PTE Academic. For example, allow yourself the exact time specified for each task.
- Play the Audio CD to listen to the recordings for the listening and speaking items. Play the recordings only once during the practice.
- Use the Answer key to check your responses. Read the explanations and compare your written responses with the authentic sample responses given by PTE Academic test takers rated at the CEF levels C1, B2 and B1.
- Record your responses to the speaking items and compare them with the authentic sample responses on the Audio CD.

What is on the CD-ROM?

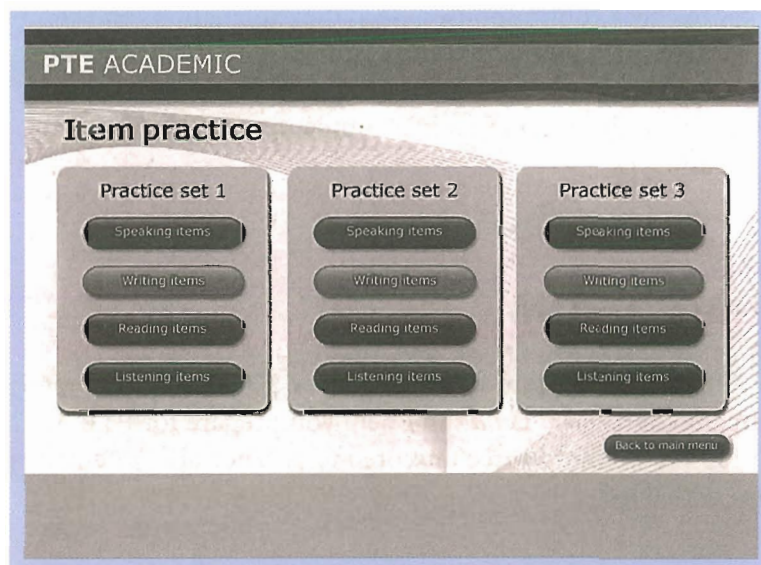
The CD-ROM is an interactive program containing over 200 additional practice items, written specifically to accompany the *Official Guide* and help you prepare for PTE Academic. The items included on the CD-ROM amount to three unscored tests. They are presented and responded to in a similar way to the actual test.



The Introduction describes the **content** of the CD-ROM and recommends **hints for study and practice** of the CD-ROM test items.

The User manual explains the CD-ROM **interface features** and **functionality**. It provides general information and instructions on **operating the CD-ROM software**.

The Item practice includes **three unscored practice sets** with a combination of items covering each of the language skills—speaking, writing, reading and listening—assessed in PTE Academic.



The table below describes the contents of the **Item practice** on the CD-ROM.

Skills group	Practice set 1 (number of items)	Practice set 2 (number of items)	Practice set 3 (number of items)
Speaking items	40	41	41
Writing items	3	4	4
Reading items	16	15	17
Listening items	20	19	17

In the Answer key you can view or play back **your responses** and compare them with the **sample responses** given by native speakers of English. You can read the **explanations** about why the response options are correct or incorrect, or why the sample essays are good responses.

The Answer key will help you understand the answers and learn how to respond to the items. It will also help you evaluate your performance and assess your progress.