

## Lesson One Words

1 Listen, point and repeat. 52

2 Listen and chant. 53



mum



dad



brother



sister



grandpa



grandma

3 Point and say. Stick the stickers. 



1 Listen and repeat.  54

2 Listen and sing.  55

Let's sing!



3 Match the pictures to the words and say.



• sister

• mum

• dad

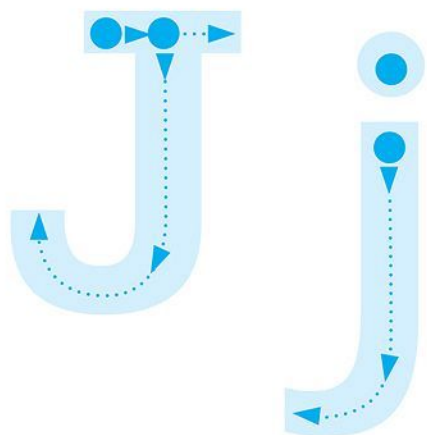
• grandpa

• grandma



## Lesson Three Sounds and letters

1 Listen, trace and point. Repeat.  56



jug



juice



2 Listen and chant.  57

3 Stick. Then circle and say. 

J

j



J u i c e i n a j u g .

4 Join the letter Jj. Put the juice in the jug.



a

J

j

F

g

J

j

b

f

J

c

H

D

E

c

e

j

h



Complete the writing task on page 79 of the Workbook.

page

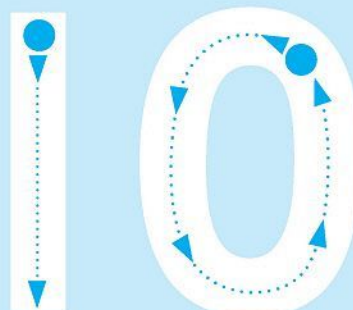
79



1 Listen, trace and repeat.  58

2 Point and sing.  59

Let's sing!



nine

ten

3 Count and say. Then write the number.

mums

10

dads

boys

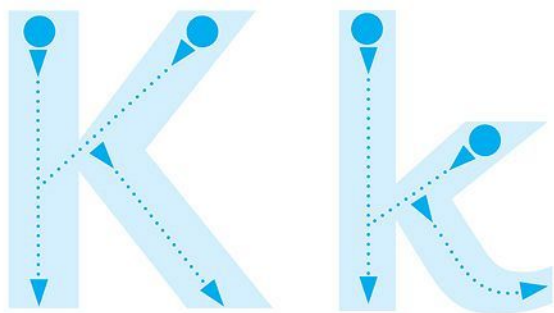
girls





## Lesson Five Sounds and letters

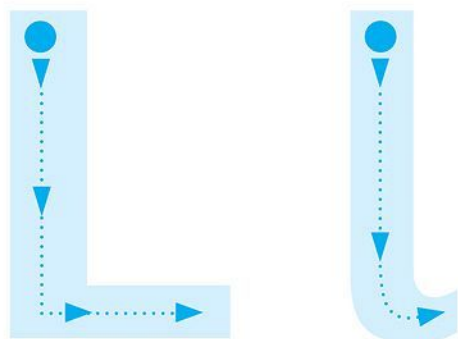
1 Listen, trace and point. Repeat.  60



kangaroo



key



lion




lollipop



2 Listen and chant.  61

3 Stick and say. 



4 Circle the letters *Kk* and *Ll*.


Katy is a kangaroo. She has got a key.  
Look at the lion with a lollipop.

Complete the writing task on page 79 of the Workbook.

page  
79

Unit 4 *Kk* – kangaroo, key; *Ll* – lion, lollipop



- 1 Listen to the story.  62
- 2 Read and say.
- 3 Listen again and repeat. Act.



Watch the MultiROM! ▶

# My brother!



This is my grandpa.



This is my mum.



This is my brother.