

## Lesson One Words

1 Listen, point and repeat.  632 Listen and chant.  64

happy



sad



hungry




thirsty



hot



cold

3 Point and say. Stick the stickers. 



- 1 Listen and repeat.  65
- 2 Listen and sing.  66

Let's sing!



- 3 Point and say the differences.

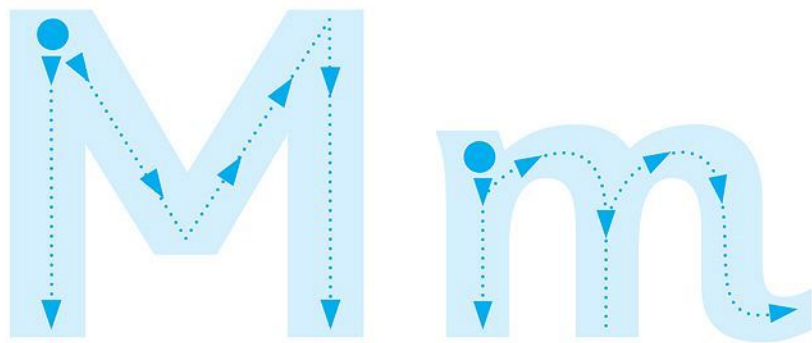
She's sad.

She's happy.



## Lesson Three Sounds and letters

1 Listen, trace and point. Repeat.  67



man




mango




2 Listen and chant.  68

3 Stick. Then circle and say. 



4 Join the letter Mm. Help the man find the mango.



Complete the writing task on page 79 of the Workbook.


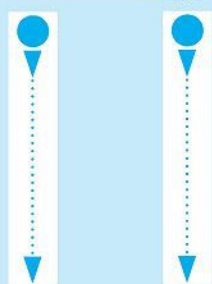
page

79

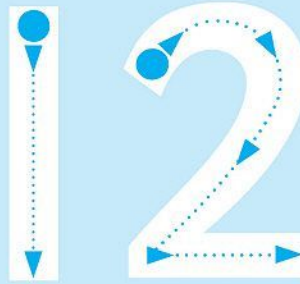
1 Listen, trace and repeat.  69

2 Point and sing.  70

Let's sing!

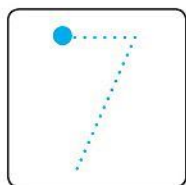



eleven





twelve


3 Count and add.




+



=



+



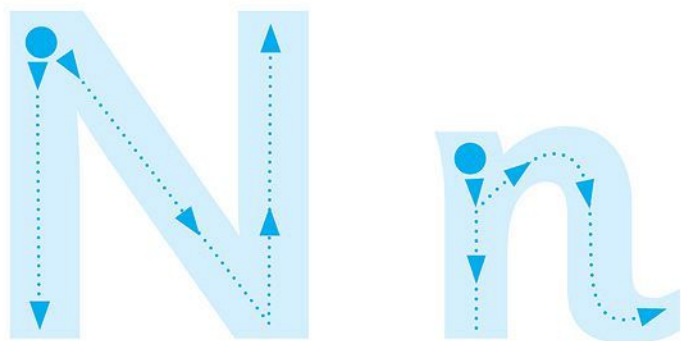
=





## Lesson Five Sounds and letters

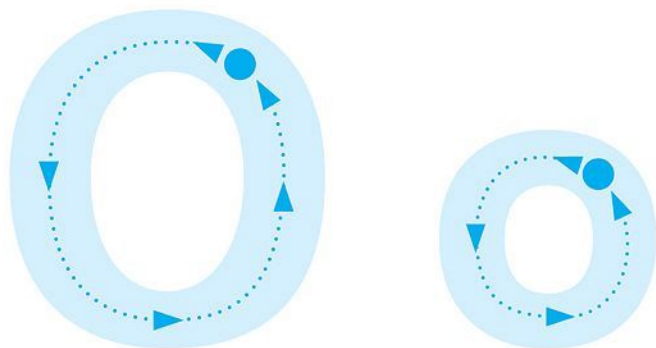
1 Listen, trace and point. Repeat.  71



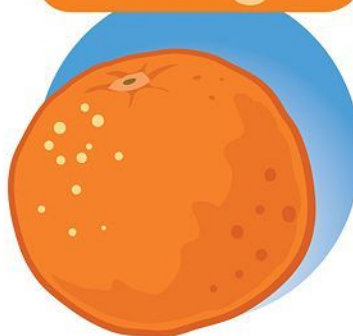
nose



neck



orange




octopus



2 Listen and chant.  72

3 Stick and say. 



4 Circle the letters *Nn* and *Oo*.


I'm Nellie. This is my nose and my neck.  
I'm Ollie. This is my octopus.

Complete the writing task on page 79 of the Workbook.

page  
79

Unit 5 *Nn* – nose, neck; *Oo* – orange, octopus




- 1 Listen to the story.  73
- 2 Read and say.
- 3 Listen again and repeat. Act.



Watch the MultiROM! ▶

# She's hungry!



She's happy.



He's sad.



She's hungry.

