


Lesson One Words

1 Listen, point and repeat.  742 Listen and chant.  75


bird



bear



hippo



crocodile






tiger

3 Point and say. Stick the stickers. 

- 1 Listen and repeat.  76
- 2 Listen and sing.  77
- 3 Point and say. Tick (✓) the missing piece of the jigsaw.

Let's sing!

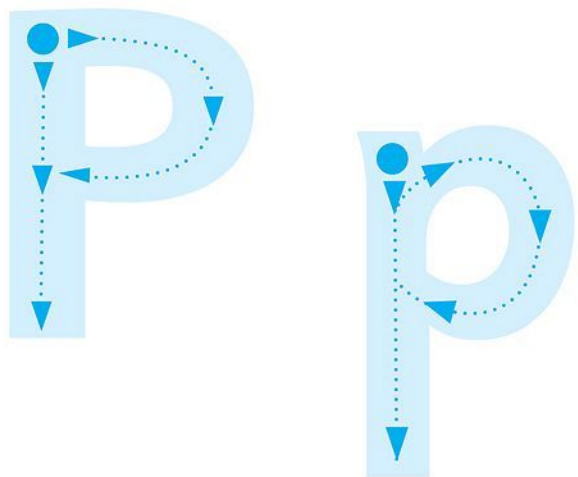


What are they? They're bears.

Unit 6

Lesson Three Sounds and letters

1 Listen, trace and point. Repeat.  78



panda



pen



2 Listen and chant.  79

3 Stick. Then circle and say. 


P

p



Polly is a panda.
She has got a pen.

4 Colour the letter Pp.



Complete the writing task on page 79 of the Workbook.

page

79

1 Listen, trace and repeat.  80

2 Point and sing.  81

Let's sing!



13

14



thirteen

fourteen

3 Count and say. Then write the number.


pandas

11

bears

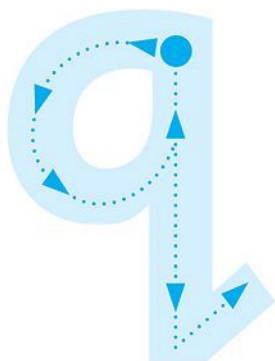

lions

hippos



Lesson Five Sounds and letters


1 Listen, trace and point. Repeat.  82



queen



quilt



river



rainbow



2 Listen and chant.  83

3 Stick and say. 




4 Circle the letters Qq and Rr.

The queen has got a quilt.

Look at the rainbow. Look at the river.

Complete the writing task on pages 79–80 of the Workbook.

pages
79–80

- 1 Listen to the story.  84
- 2 Read and say.
- 3 Listen again and repeat. Act.



Watch the MultiROM! ▶


They're tigers!



They're crocodiles.



They're birds.



They're tigers.



They're boys.