

## Lesson One Words

1 Listen, point and repeat.  992 Listen and chant.  100

jumper



shirt



jacket



hat



belt

3 Point and say. Stick the stickers. 



1 Look and say.

Let's learn!




I've got a jacket.



I've got a jumper.

2 Listen and sing. 101

Let's sing!



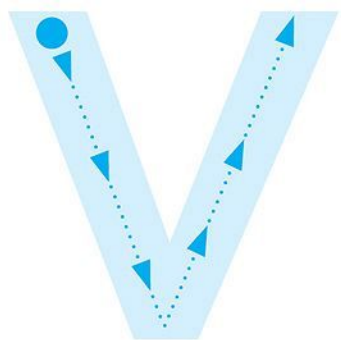
3 Point and say.

I've got a hat.



## Lesson Three Sounds and letters

1 Listen, trace and point. Repeat.  102



violin



vase



2 Listen and chant.  103

3 Stick. Then circle the beginning v sound and say. 



I'm **V**ictor.

I've got a **v**iolin.

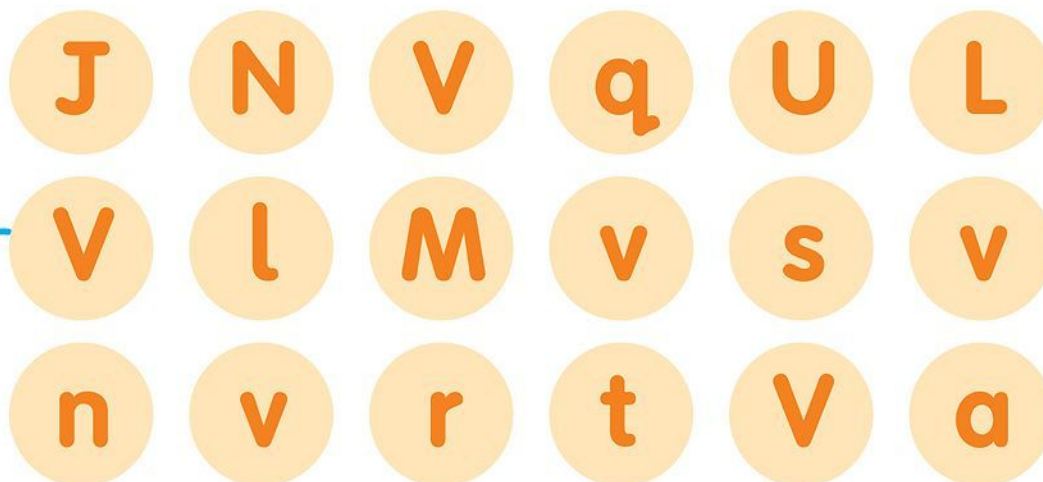


I'm **V**icky.

I've got a **v**ase.



4 Join the letter Vv. Help Victor find the violin.



Complete the writing task on page 80 of the Workbook.

page

80



1 Listen, trace and repeat.  104

2 Point and sing.  105

Let's sing!



17



seventeen

18



eighteen



3 Circle and say. 17 jumpers, 18 shirts.





## Lesson Five Sounds and letters



1 Listen, trace and point. Repeat.  106



woman



wall



box



fox



2 Listen and chant.  107

3 Stick and say. 



4 Circle the letters Ww and Xx.

She's a woman. It's a wall.

What's this? It's a box. It's a fox.

Complete the writing task on page 80 of the Workbook.

page

80



- 1 Listen and read.  108
- 2 Read and say.
- 3 Listen again and repeat. Act.



Watch the MultiROM! ▶

# I've got a hat!

