

Lesson One Words

1 Trace the correct word.

1



happy sad

2



hungry hot

3



sad cold

4



hungry happy

5



thirsty cold

2 Read the words.

1 Look and say. Then copy the words.

① happy



② thirsty



③ cold



2 Point and say.

He's happy.

She's ...

3 Match the opposites.

1 happy

thirsty


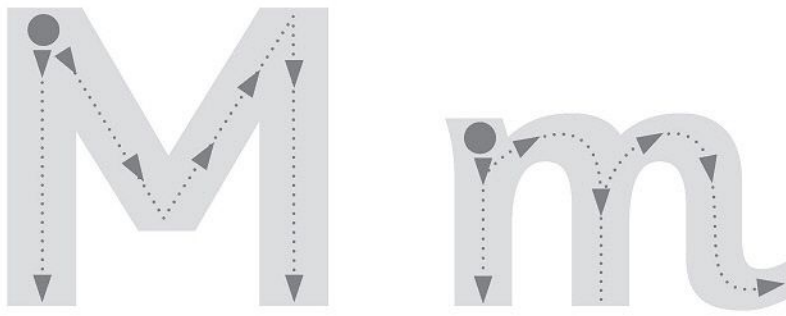
2 hungry

cold

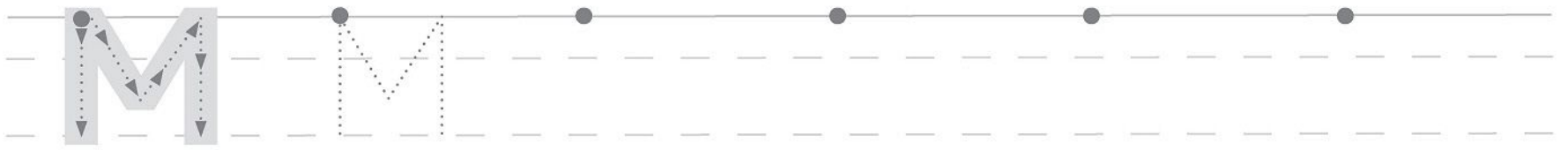
3 hot

sad

1 Trace.



2 Trace and write the letter *Mm*.



3 Trace the letters on the words.



A *m*an eats
a *m*ango.

4 Find and colour the letter *Mm*.

Jj Kk Ll Mm Nn
Oo Pp Qq Rr

1 Trace and write the numbers.

Tracing practice for numbers 11 and 12. The first row shows the number 11 with stroke order arrows and dots, followed by two rows of dotted 11s for tracing. The second row shows the word 'eleven' with stroke order arrows and dots, followed by two rows of dotted 'eleven' for tracing. The third row shows the number 12 with stroke order arrows and dots, followed by two rows of dotted 12s for tracing. The fourth row shows the word 'twelve' with stroke order arrows and dots, followed by two rows of dotted 'twelve' for tracing.

2 Read and draw.

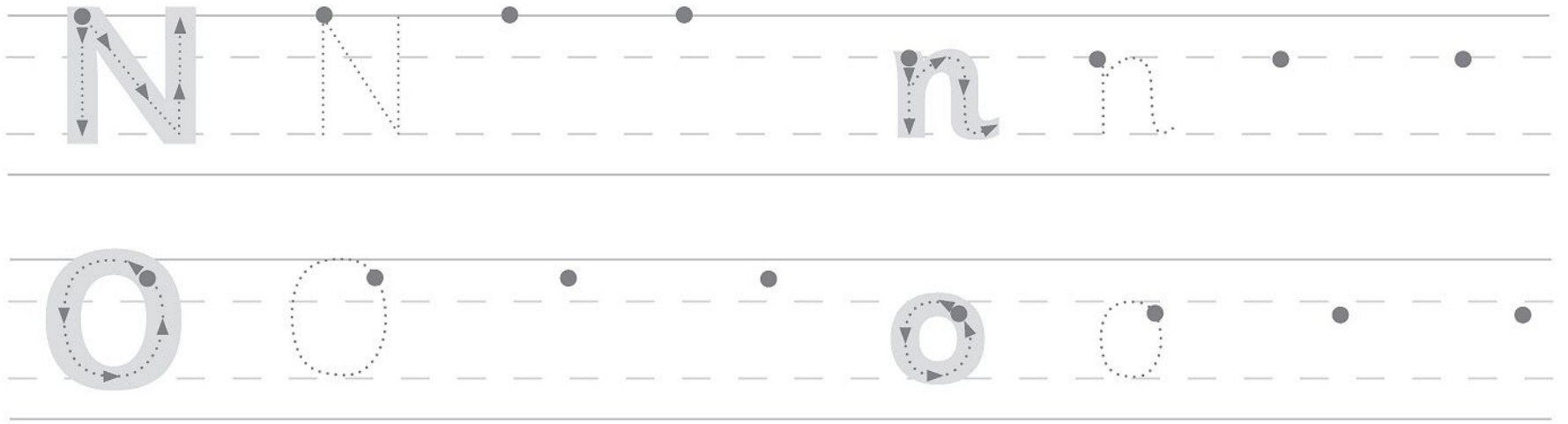
1 Twelve sad ☹️☹️◯◯◯◯◯◯◯◯◯◯◯◯

2 Eleven happy 😊↷


3 Colour the numbers 11 and 12.

11 12 13 14 15
16 17 18 19 20

1 Trace and write the letters *Nn* and *Oo*.



2 Trace the letters on the words.



I'm **N**ellie.

This is my **n**eck.

This is my **n**ose.




I'm **O**llie.

This is my **o**range.

This is my **o**ctopus.

3 Find and colour the letters *Nn* and *Oo*.



1 Look, trace and write.

He's She's


1



She's

cold.


2



He's

happy.

3



hungry.

4



thirsty.

5



sad.

6



hot.

2 Read the sentences.