

Lesson One Words

1 What's next? Look, draw and write.

~~raisins~~


plum

crisps

cake


milkshake

1




raisins


2




3



4



5



1 Read and draw 😊 or ☹️.

1 I like plums. 😊

2 I like cakes. ☹️

3 I don't like raisins. ☹️

4 I like milkshakes. ☹️


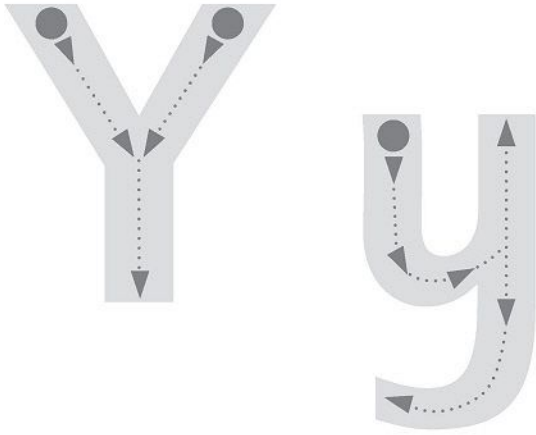
5 I don't like mangos. ☹️

6 I don't like apples. ☹️

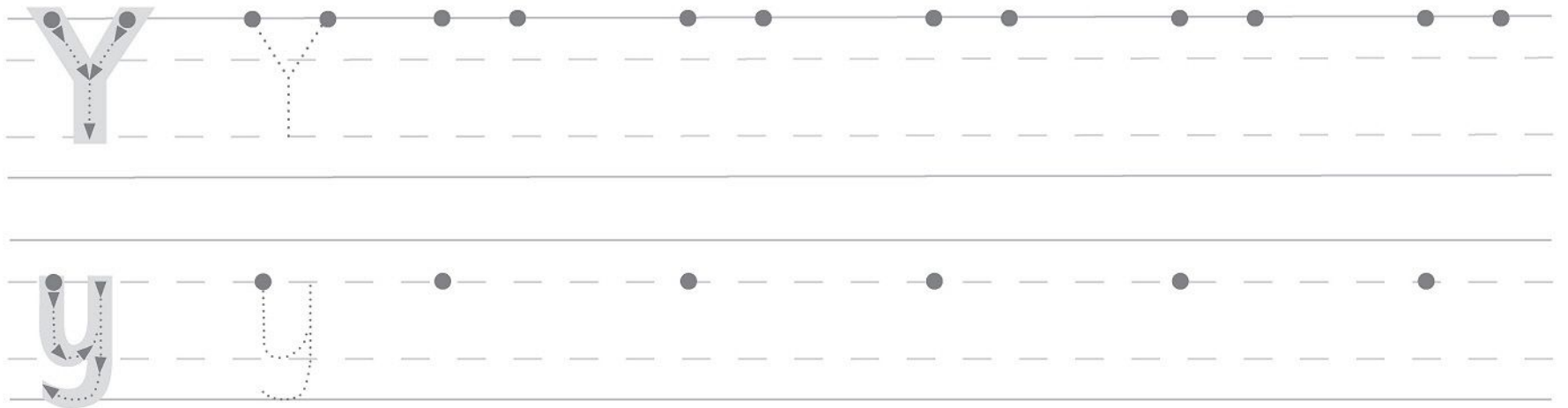
2 Match the sentences above to the pictures. Write the numbers.



1 Trace.



2 Trace and write the letter Yy.



3 Write the letters on the words.



I like ___ogurt.

I like my ___o-___o.

4 Find and colour the letter Yy.

Ss Tt Uu Vv

Ww Xx Yy Zz

1 Trace and write the numbers.

19 19

nineteen

20 20

twenty

2 Write the words.

19 _____ 20 _____

3 Write the missing numbers.

1 2 3 4 _____ 7 _____ 9 _____


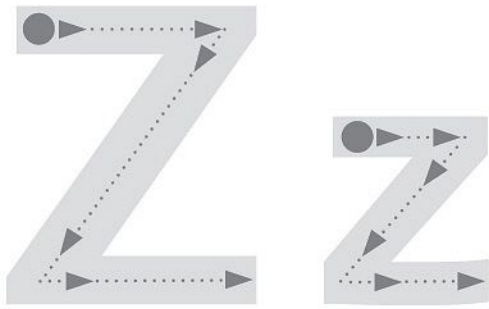
11 _____ 14 _____ 16 _____ 19 _____

4 Colour the numbers 19 and 20.

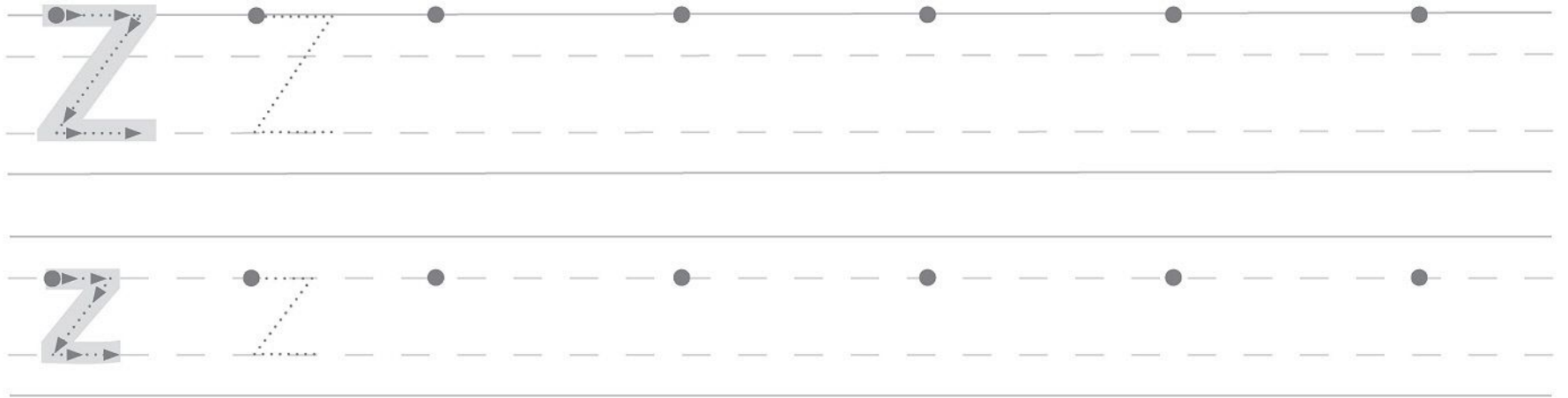
11 12 13 14 15

16 17 18 19 20

1 Trace.



2 Trace and write the letter Zz.



3 Write the letters on the words.



__ebra at
the __oo.

4 Find and colour the letter Zz.

Ss Tt Uu Vv


Ww Xx Yy Zz

1 Look and write.

I like
I don't like


raisins cakes crisps
apples milkshakes ~~plums~~

1



I like plums.


2



3



4



5



6

