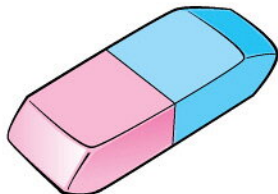


## Lesson One Words

1 Listen, point and repeat.  102 Listen and chant.  11

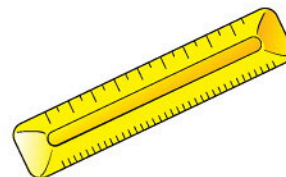
pen



rubber



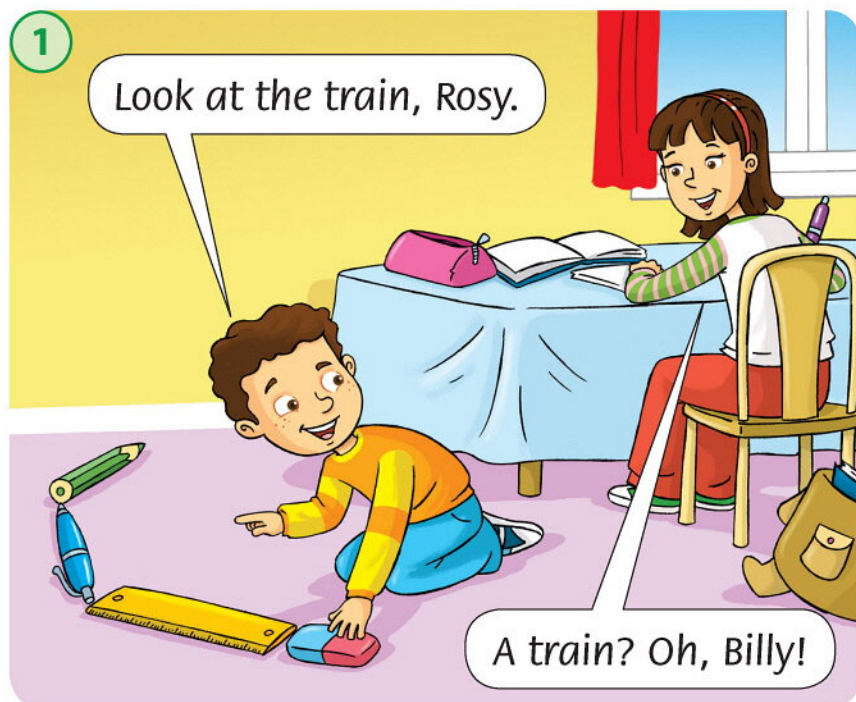
pencil



ruler




book

3 Listen and read.  12Watch the MultiROM! 



- 1 Listen to the story again and repeat. Act.
- 2 Look and say.

## Let's learn!



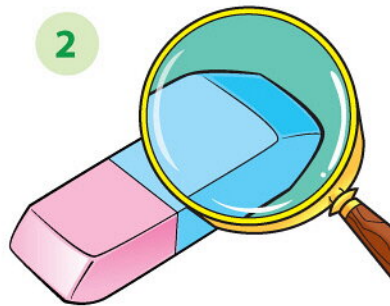
What's this?  
It's a pen.

What's = What is  
It's = It is

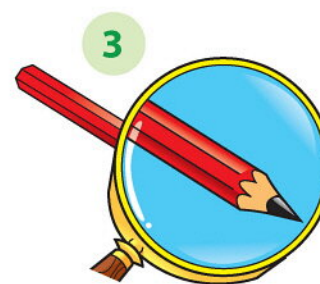
## 3 Write.



What's this?  
It's a pen.



What's this?  
\_\_\_\_\_ a rubber.



What's this?  
\_\_\_\_\_ a pencil.




What's this?  
\_\_\_\_\_ a ruler.

## 4 Point, ask and answer.

pen pencil rubber ruler book

What's this?

It's a pencil.






## Lesson Three Song

1 Listen, point and repeat.  13



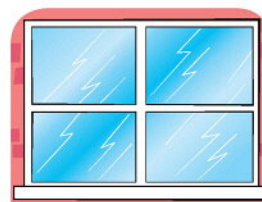
bag




folder



door



window



bookcase

2 Listen and sing.  14

3 Sing and do.

**Let's sing!**



**Open the book!**

What's this?  
What's this?  
It's a book.  
Open the book.  
Close the book.

What's this?  
What's this?  
It's a door ...


What's this?  
What's this?  
It's a bag ...

What's this?  
What's this?  
It's a window ...





1 Listen, point and repeat.  15




2 Listen and chant.  16

This is an apple, a, a, apple.  
This is a bird, b, b, bird.  
This is a cat, c, c, cat.  
This is a dog, d, d, dog.

3 Listen to the sounds and join the letters.  17

What has the dog got?



4 Read and circle the sounds *a*, *b*, *c*, *d* at the start of the words.



The cat likes birds.  
The dog likes apples.  
Here's the cat with the bird.  
Here's the dog with the apple.





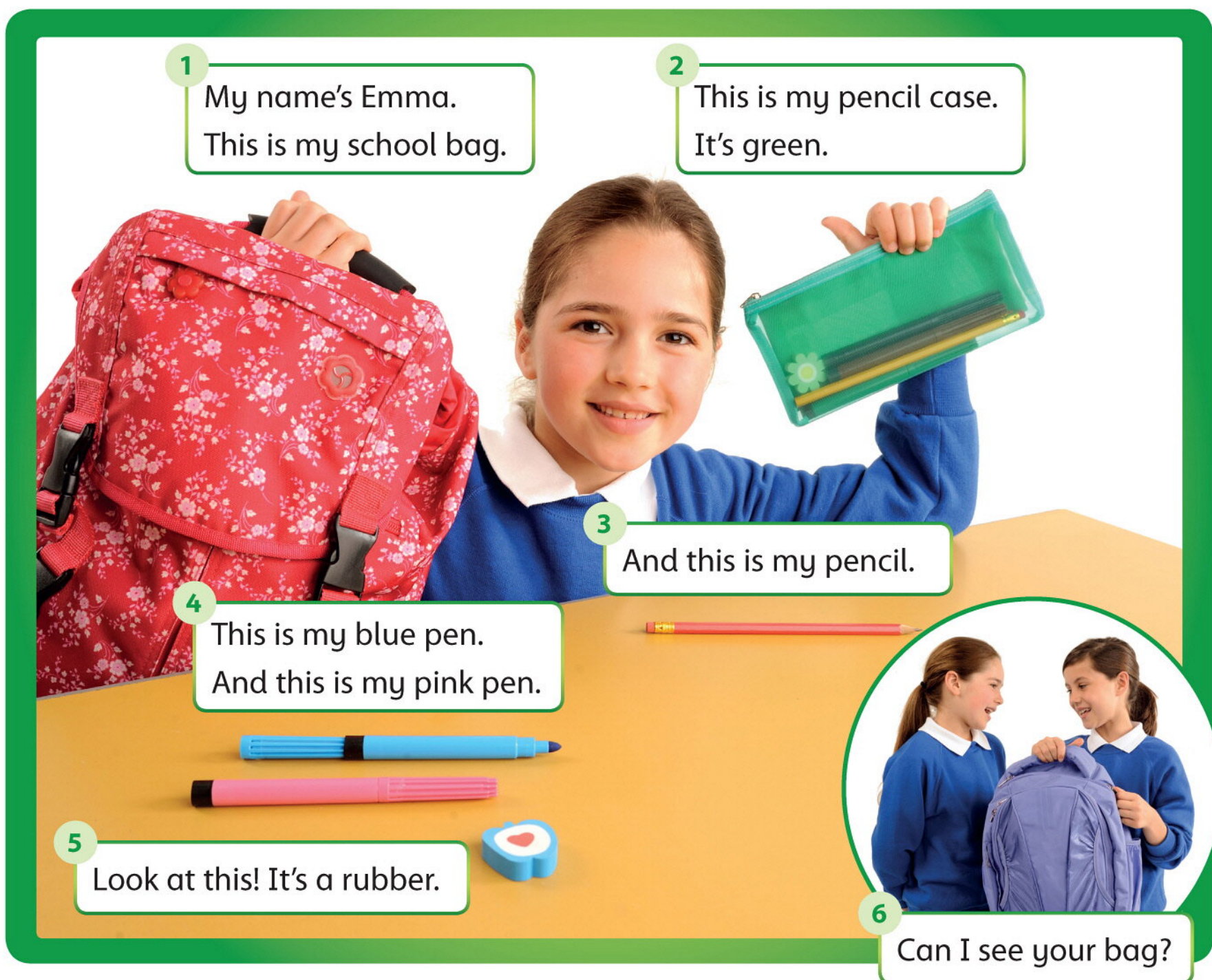
# Skills Time!

## Lesson Five

### Reading

1 Point to four school things. Say the words.

2 Listen and read.  18



1 My name's Emma.  
This is my school bag.

2 This is my pencil case.  
It's green.

3 And this is my pencil.

4 This is my blue pen.  
And this is my pink pen.

5 Look at this! It's a rubber.

6 Can I see your bag?

3 Read again. Tick (✓) or cross (x).

1 pencil ☒

3 book ☐

5 door ☐

2 pen ☐


4 folder ☐

6 rubber ☐



## Listening

1 Listen and tick (✓) the correct picture.  19



## Speaking

2 Open your bag. Ask and answer.



Watch the DVD!



What's this?

It's a ruler.



## Writing preparation

3 Count the words in each sentence.

This is my bag. 4  
1 2 3 4

1 This is my pen. \_\_\_\_\_

2 Look at this. \_\_\_\_\_

3 Thank you. \_\_\_\_\_

4 Close the door. \_\_\_\_\_

5 This is a blue folder. \_\_\_\_\_

6 Open the window. \_\_\_\_\_

Complete the writing task on page 13 of the Workbook.

