

## Lesson One Words

### 1 Number the picture.



- ① leg
- ② face
- ③ ear
- ④ nose
- ⑤ arm

### 2 What's next? Look, draw and write.

ears   legs   ~~arms~~   face



## 1 Count and circle. Then write.

one two



arm / arms

two arms



leg / legs



nose / noses




ear / ears

## 2 Look at the pictures and match. Then write.



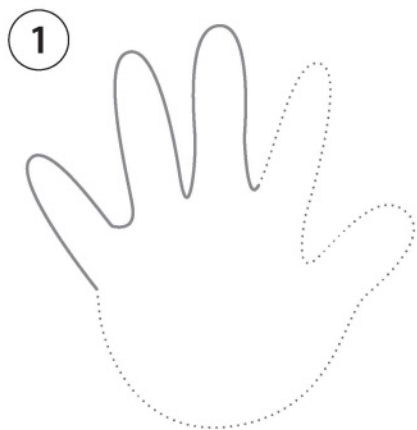
This is



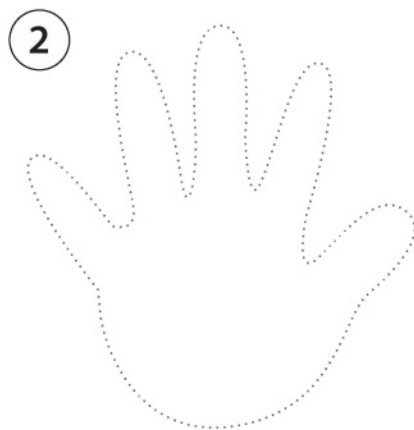
These are




### 1 Read and trace.



Trace three fingers.




Trace five fingers.



Trace one finger.

### 2 Read and colour.



Colour the legs yellow.  
Colour the eyes blue.  
Colour the nose green.  
Colour the ears red.  
Colour the face pink.  
Colour the hands orange.  
Colour the shoulders purple.  
Colour the eyebrows green.

### 3 Look at the picture again and write.

1 The eyes are blue.

3 The \_\_\_\_\_ is green.

5 The \_\_\_\_\_ are yellow.

2 The \_\_\_\_\_ are red.

4 The \_\_\_\_\_ are purple.


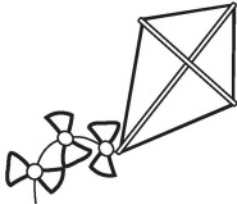


6 The \_\_\_\_\_ is pink.



1 Match.

<b>I</b>	<b>J</b>	<b>K</b>	<b>L</b>
<b>k</b>	<b>i</b>	<b>l</b>	<b>j</b>


2 Read and write the letters *i, j, k* and *l*.




The lion's got some   am.  
 The   ion's got some   nk.  
 Look! Here is a   ite.  
 Oops! The   ion is a mess.



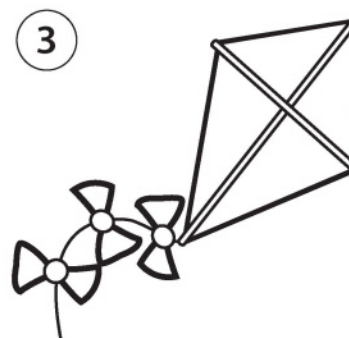
3 Write.



  j  am



  ird




  ite




  ig



  ion



  nk



  pple



  at



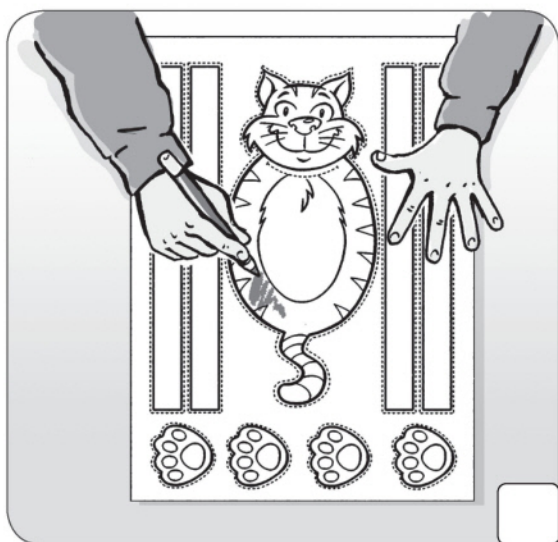

# Skills Time!

## Lesson Five

### Reading

#### 1 Read and number the pictures.

- 1 This is my paper cat.
- 2 Colour the face and body. Colour the legs and paws.
- 3 Now cut out the body. And cut out the face.
- 4 Cut out the four legs. Fold the legs.
- 5 Cut out the paws. Stick the paws on the legs.
- 6 Stick the legs on the body.



#### 2 Read again and circle.

- 1 This is my paper **pen** / **cat**.
- 2 Colour the **face** / **hat**.
- 3 Cut out the **four** / **six** legs.
- 4 Stick the **legs** / **fingers** on the body.

**Writing**

**1 Underline the sentences. Count and write.**

1 Cut out the four legs. Fold the legs.

2

2 This is my nose.

\_\_\_\_\_

3 This is my pen. This is my pencil. And this is my ruler.

\_\_\_\_\_

4 It's a folder. It's my red folder.

\_\_\_\_\_

5 It's orange. The nose is pink. The eyes are green. It's a tiger!

\_\_\_\_\_



**About me!**

**2 Match.**

eyes ears nose legs arms face hands fingers eyebrows shoulders

This is my

These are my

**3 Draw and write about your body.**

My name's \_\_\_\_\_.

This is my \_\_\_\_\_.

This \_\_\_\_\_.

These are my \_\_\_\_\_.

These are \_\_\_\_\_.

These \_\_\_\_\_.

\_\_\_\_\_.

\_\_\_\_\_.