


## Lesson One Words

## 1 Number the picture.



- ① swing
- ② slide
- ③ seesaw
- ④ net
- ⑤ tree

## 2 Write.



What's this?

It's a tree.

What's this?

It's \_\_\_\_\_.



What's this?

It's \_\_\_\_\_.



What's this?



\_\_\_\_\_



What's this?

\_\_\_\_\_

1 Join the dots in the three pictures. Then read and match.



1 Rosy's on the

2 Billy's under the

3 Tim's in the



2 Look at the pictures above and write.

slide on net in tree under

1 Where's Tim? He's on the slide.


2 Where's Rosy? She's in the tree.

3 Where's Billy? He's under the net.

# Lesson Three Words

## 1 Write.

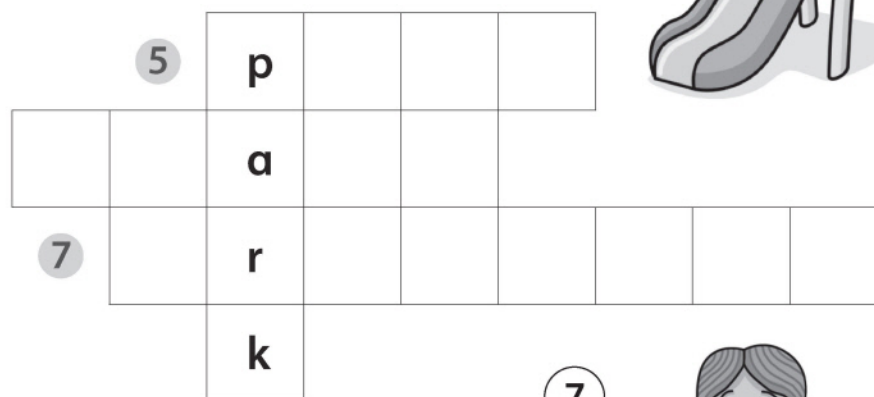
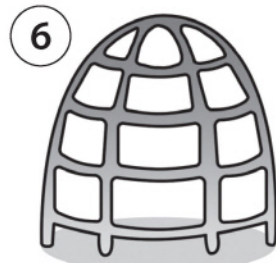
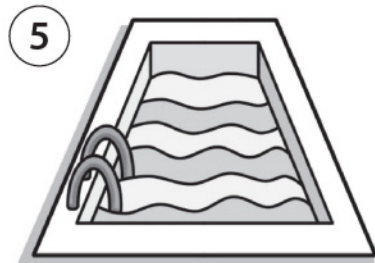
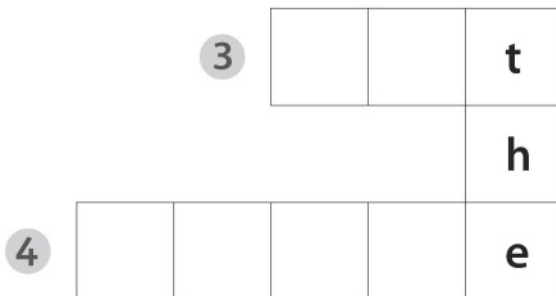
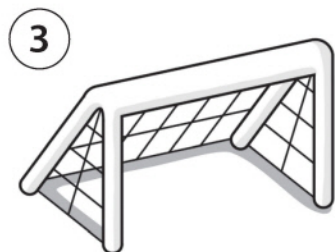

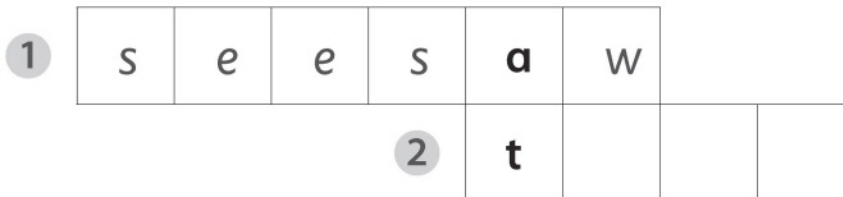

frisbee ice cream ~~pool~~



- 1 What's in the pool? A ball.
- 2 Where's the frisbee? It's under the chair.
- 3 Where's the ice cream? It's on the table.

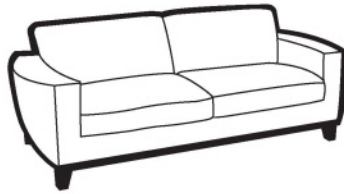




## 2 Look and write.

tree ~~seesaw~~ frame pool net slide armbands





1 Match.

<b>Q</b>	<b>R</b>	<b>S</b>	<b>T</b>	<b>U</b>
<b>s</b>	<b>q</b>	<b>r</b>	<b>u</b>	<b>t</b>
				

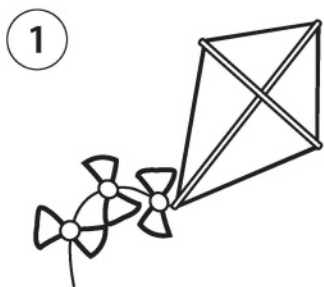
Lines connect Q to q, R to r, S to s, T to t, and U to u.

2 Read and write the letters *q*, *r*, *s*, *t* and *u*.



The queen is on the usofa.  
 The queen has got a rabbit.  
 The rabbit is on the sofa.  
 The sofa has got an umbrella.

3 Write.




kite



nurse



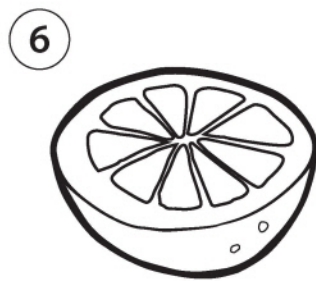
queen




rabbit




teddy



orange



sofa



umbrella

## Lesson Five

### Reading

#### 1 Look at the picture. Read and write.

doll ball ~~bike~~ kite teddy

1 A toy is under a tree. What is it?

It's a bike.

2 A toy is on the slide. What is it?

It's a \_\_\_\_\_.

3 A toy is in the net. What is it?

It's a \_\_\_\_\_.

4 A toy is in a tree. What is it?

It's a \_\_\_\_\_.

5 A toy is on the seesaw. What is it?

It's a \_\_\_\_\_.



#### 2 Read and write T (true) or F (false).

1 The bike is in a tree. F

2 The teddy is under the slide. \_\_\_\_\_

3 The ball is in the net. \_\_\_\_\_

4 The kite is in a tree. \_\_\_\_\_

5 The doll is on the seesaw. \_\_\_\_\_

**Writing**

**1 Circle the names. Write the sentences with capital letters at the start of the names.**

- 1 My name's tim. My name's Tim.
- 2 This is rosy. \_\_\_\_\_
- 3 rosy and billy are here. \_\_\_\_\_
- 4 tim is a pupil. \_\_\_\_\_



**About me!**

**2 Circle the things in a park.**

lion swing window slide sofa seesaw door  
pool tree queen ball frisbee climbing frame

**3 Draw and write about you and your friends at the park.**

James is under the tree.

This is me and my friends at the park. I am \_\_\_\_\_ the \_\_\_\_\_.

\_\_\_\_\_ is \_\_\_\_\_ the \_\_\_\_\_.

\_\_\_\_\_ is \_\_\_\_\_ the \_\_\_\_\_.

The \_\_\_\_\_ is \_\_\_\_\_.

The \_\_\_\_\_ is \_\_\_\_\_.