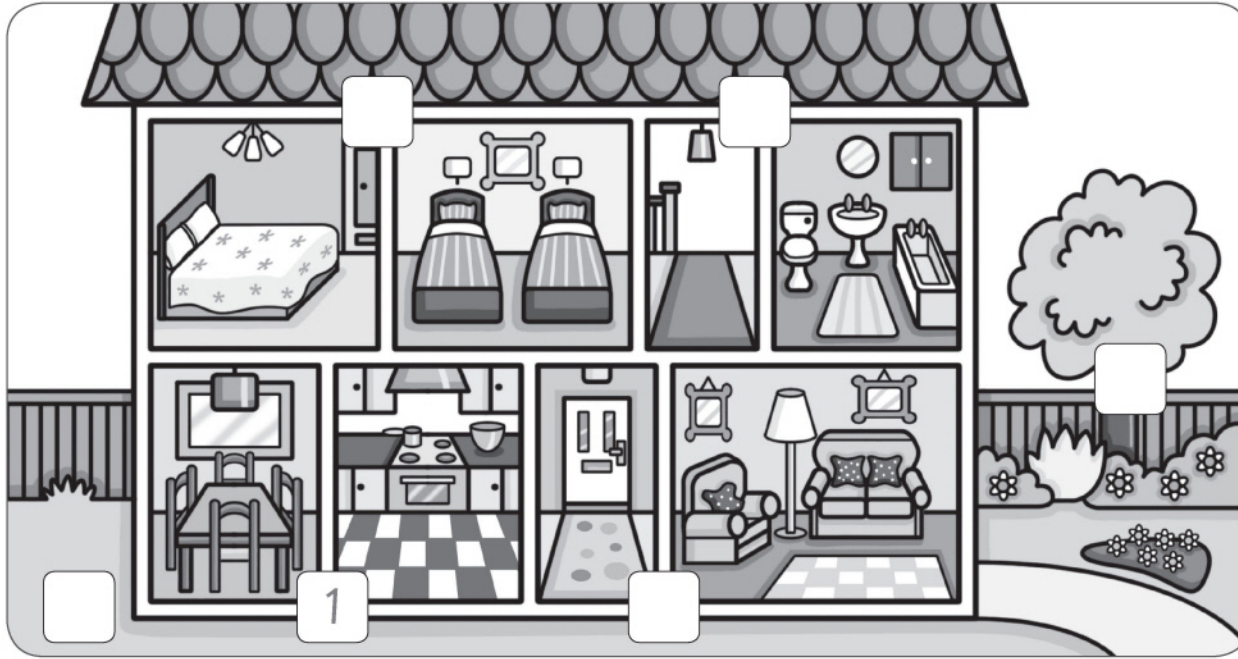



## Lesson One Words

## 1 Number the picture.



- ① ~~kitchen~~
- ② living room
- ③ dining room
- ④ bedroom
- ⑤ bathroom
- ⑥ garden

## 2 Write.



This is in the dining room.



This is in \_\_\_\_\_.



This is \_\_\_\_\_.



This \_\_\_\_\_.



\_\_\_\_\_.

## 1 Follow and write.

1




2



3



4




kitchen



dining room



bedroom



living room

1 Where's Rosy? She's in the

2 Where are Mum and Dad? They're

3 Grandma and Grandpa?

4 Billy?

## 2 Look and write.

Yes, they are. No, they aren't. Yes, she is. ~~No, he isn't.~~

1 Is Billy in the dining room?

No, he isn't.

2 Are Grandma and Grandpa in the kitchen?

,

3 Are Mum and Dad in the living room?

,

4 Is Rosy in the living room?

,


# Lesson Three Words

## 1 Number the picture.



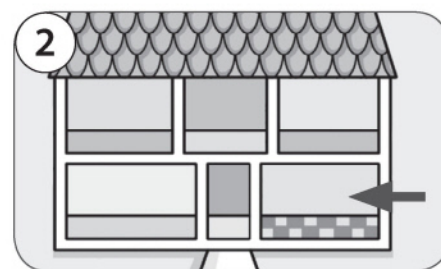
- ① ~~house~~
- ② flats
- ③ garden
- ④ upstairs
- ⑤ downstairs

## 2 Find and circle the words. Then write.

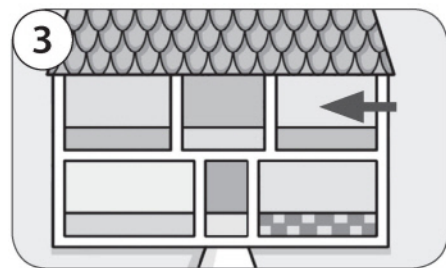


dining room

d	★	d	★	★	★	f
i	h	o	u	s	e	r
n	u	w	★	g	★	o
i	p	n	k	a	★	n
n	s	s	i	r	★	t
g	t	t	t	d	f	d
r	a	a	c	e	l	o
o	i	i	h	n	a	o
o	r	r	e	★	t	r
m	s	s	n	★	s	m



d



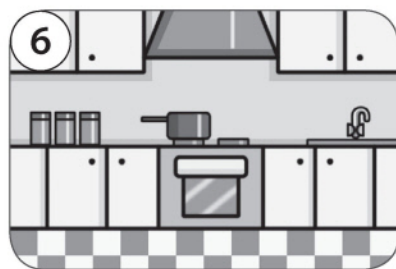
u




f




h



k





f



g

1 Help Shirley find her shoes. Join the letters *sh*.



2 Write.

1




shoes

2



T-  irt

3



  EEP

4



fi  

3 Read and write. Then colour.

Shirley's shoes are red,

Her            is blue.

She's got a toy           ,


And a toy            too.

The            is white,

The            is blue.

Shirley wants to play,

With me and you.



# Skills Time!

## Lesson Five

### Reading

#### 1 Look at the picture. Read and point.

My name is Mike. I live in a flat.  
I live with my mum, my dad,  
my big brother, Paul, and my grandma.  
In my flat there are three bedrooms.  
One bedroom is for my mum and dad.  
One bedroom is for my grandma.  
And the other bedroom is for me and Paul.  
Also in the flat, there is a kitchen,  
a big living room and a bathroom.



#### 2 Read again. Circle and write.

- 1 Mike lives in a flat.
- 2 Paul is Mike's \_\_\_\_\_.
- 3 There are \_\_\_\_\_ bedrooms.
- 4 One \_\_\_\_\_ is for Mike's grandma.

house flat garden

sister brother grandpa

two three four

kitchen flat bedroom

## Writing

1 Say the vowel letters. Circle the vowels in the words.

a e i o u

b@g mum pen hat on fig egg  
box ink

2 Write the words in the correct box.

a	e	i	o	u
bag				



## About me!

3 Circle the words about your home. Write how many rooms.

flat house garden front door bedroom ☐ bathroom ☐  
kitchen ☐ dining room ☐ living room ☐

4 Draw your home. Then write about the rooms.

This is the \_\_\_\_\_.

This is the \_\_\_\_\_.

This is \_\_\_\_\_.

This \_\_\_\_\_.

These are the \_\_\_\_\_.

These are \_\_\_\_\_.