


## Lesson One Words

## 1 Find and circle the words.

banana orange sandwich biscuit ~~lunch box~~ drink

1



a lunch box el

2



oltdrinkwou

3



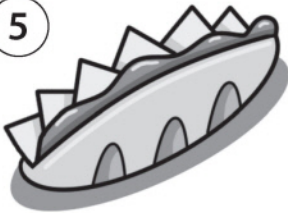
ueybiscuitwer

4



pobananadob

5



adsandwichpl

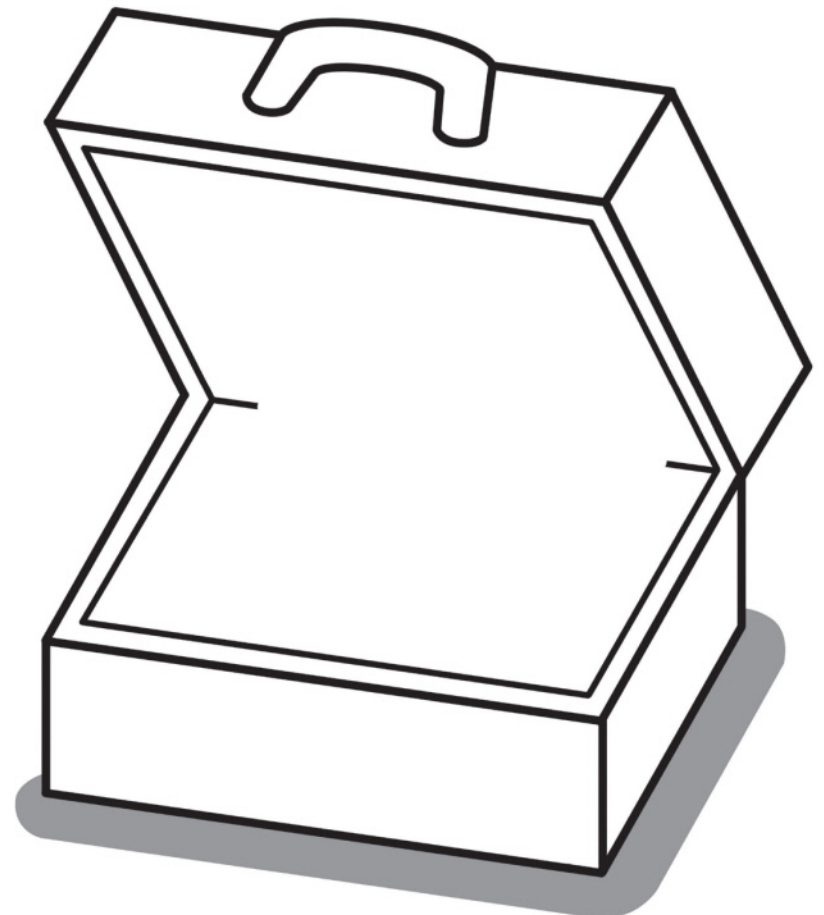
6



orangeef

2 Look at the pictures and words above.  
Write and draw.

- 1 This is a lunch box .
- 2 This is a \_\_\_\_\_ .
- 3 This is a \_\_\_\_\_ .
- 4 This is a \_\_\_\_\_ .
- 5 This is a \_\_\_\_\_ .
- 6 This is an \_\_\_\_\_ .



## 1 Read and number the pictures.

1 I've got an apple and a banana.

3 I've got two sandwiches and two apples.

5 I haven't got my lunch box.  
I've got a drink.

2 I've got a sandwich and a biscuit.

4 I've got an apple.  
I haven't got a banana.

6 I've got my lunch box.  
I haven't got a drink.



## 2 Read the sentences again. Circle *a* and underline *an*.

### 3 Write.

I've got    I haven't got

1



I've got an apple.

2




\_\_\_\_\_ a sandwich.

3



\_\_\_\_\_ a biscuit.

4



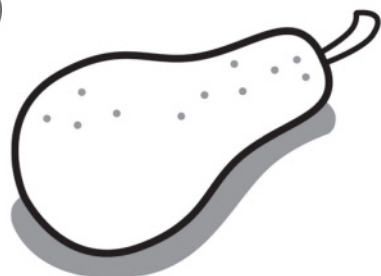
\_\_\_\_\_ an orange.

# Lesson Three Words


## 1 Write and colour.

tomato grapes pear

1



2



3



## 2 Look and write.

drink banana cherries lunch box pineapple  
sandwich ~~tomato~~ orange biscuit

1



1

|   |   |   |   |   |   |
|---|---|---|---|---|---|
| t | o | m | a | t | o |
|   |   | y |   |   |   |

2



2

|  |  |  |  |  |  |  |   |  |
|--|--|--|--|--|--|--|---|--|
|  |  |  |  |  |  |  | l |  |
|  |  |  |  |  |  |  | u |  |


3

4

4



3



5

|  |  |  |  |  |  |  |   |  |
|--|--|--|--|--|--|--|---|--|
|  |  |  |  |  |  |  | c |  |
|  |  |  |  |  |  |  | h |  |

6

7

|   |  |  |  |  |  |
|---|--|--|--|--|--|
| b |  |  |  |  |  |
| o |  |  |  |  |  |

8

9

|  |  |  |  |  |  |  |   |
|--|--|--|--|--|--|--|---|
|  |  |  |  |  |  |  | x |
|--|--|--|--|--|--|--|---|

5



6




7



8

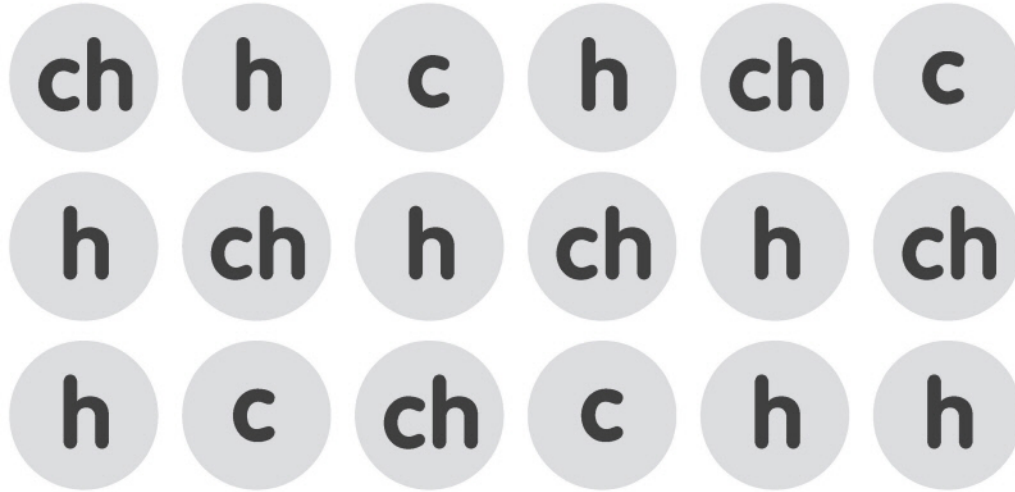


9






1 Help Charlie find the chick. Join the letters *ch*.




2 Write.



Ch arlie




    ick



    air



tea     er



lun     box

3 Read and write.

My name's Charlie.

This is my           .

She's on a           .

She's got a little           .

Chirp, chirp, chirp, says the           .

Chirp, chirp, chirp, says the           .

My           's on a           .

She's got a little           .



## Lesson Five

### Reading

#### 1 Read.

Hello. I'm Sally and I'm a pupil. This is my lunch box.  
Let's look inside.

I've got two sandwiches. One is an egg sandwich.

And the other sandwich is jam. I've got a drink.

It's apple juice. I've got an orange and figs  
and grapes. I haven't got a biscuit today.

And I haven't got a yogurt, but it's a very nice lunch!



#### 2 What's in Sally's lunch box? Tick (✓) or cross (x).

1 an egg sandwich ☒

2 a jam sandwich ☐

3 a drink ☐

4 a yogurt ☐

5 a pear ☐

6 an orange ☐


7 figs ☐

8 a pineapple ☐

9 grapes ☐

10 a biscuit ☐

#### 3 Write.



I haven't got a banana.

I've got a \_\_\_\_\_.

\_\_\_\_\_

\_\_\_\_\_

\_\_\_\_\_



## Writing

### 1 Circle the correct word.

1 This is a / **an** banana.

3 I've got **a** / **an** egg.

5 I haven't got **a** / **an** sandwich.

2 This is **a** / **an** apple.

4 I've got **a** / **an** orange.

6 I haven't got **a** / **an** yogurt.

### 2 Write *a* or *an*.

①



Is this a ball? No, it isn't.

It's \_\_\_\_\_ apple.

②



Is this \_\_\_\_\_ orange?

No, it isn't.

It's \_\_\_\_\_ ball.

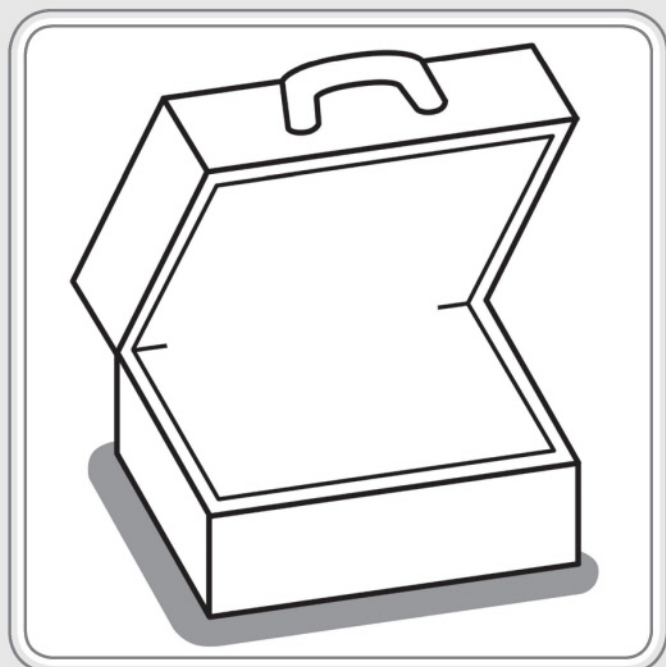


## About me!

### 3 Circle the food in your lunch box today.

apple yogurt orange fig grapes banana tomato  
pear biscuit sandwich egg drink pineapple cherries

### 4 Draw and write about the food in your lunch box.



In my lunch box, I've got \_\_\_\_\_.

I've got \_\_\_\_\_.

I've \_\_\_\_\_.

I haven't got \_\_\_\_\_.

I \_\_\_\_\_.