

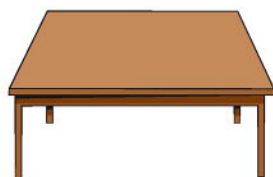
## Lesson One Words

1 Listen, point and repeat. 06

2 Listen and chant. 07



classroom




table




computer



peg



pencil case



board

3 Listen and read. 08



Watch the MultiROM! ▶





- 1 Listen to the story again and repeat. Act.
- 2 Look and say.

## Let's learn!



**This is** the new computer.



**That is** a new board.



**These are** new tables.



**Those are** new pegs.

- 3 Write. **This That These Those**



\_\_\_\_\_ are bags.



\_\_\_\_\_ is a ruler.




\_\_\_\_\_ are pencils.



\_\_\_\_\_ is a computer.

- 4 Point and say. **chairs pencil case board tables ruler pegs**



Those are pegs.

This is a ...

That is a ...

These are ...



## Lesson Three Song

1 Listen, point and repeat.  09



poster



picture



drawers



cupboard



CD player

2 Listen and sing.  10

3 Sing and do.

### Let's sing!

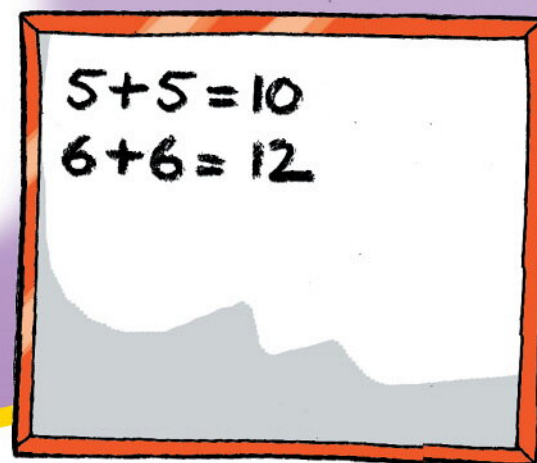
#### What's in the classroom?

What's in the classroom?  
Let's have a look!  
Posters and pictures,  
And work in a book.

What's in the classroom?  
What can you see?  
Drawers and a cupboard  
For you and for me.

What's in the classroom?  
What's over there?  
A door and a window,  
A table and chair.

What's in the classroom?  
What can you see?  
A board and pegs  
For you and for me.





## 1 Listen and chant. 11



A, B, C, D, E, F, G,  
Come and play this game with me.


H, I, J, K, L, M, N,  
Close your eyes and count to ten.

O, P, Q, R, S, T,  
Touch your nose and touch your knee.




U, V, W, X, Y, Z,  
Touch your feet and touch your head.



## 2 Listen, point and repeat. 12



## 3 Listen and circle the correct sound. 13





# Skills Time!

## Lesson Five

### Reading

- 1 Point to things you can see in a school. Say the words.
- 2 Listen and read.  14

1



My name's Peter. I go to Orange Park School.  
Look at these pictures of my school.

2




Our classroom is upstairs.  
It's very big and bright.

3



I'm in class 3C. There are 12 girls  
and 14 boys in my class.  
Our teacher is Mrs Cooper.

4



There are lots of pictures  
and posters on the wall.

5



We sit at tables. I sit  
with my friend Henry.

6



There is a swimming pool,  
too. I love my school.

### 3 Read again. Circle the correct word.

- 1 Where is Peter's classroom?
- 2 What class is Peter in?
- 3 How many boys are there in his class?
- 4 What is his teacher's name?
- 5 What is on the walls of the classroom?
- 6 Is there a swimming pool?

upstairs / downstairs

3C / Orange Park

12 / 14

Henry / Mrs Cooper


tables / pictures

Yes, there is. / No, there isn't.



## Listening

1 Listen and number.  15



## Speaking



Watch the DVD!

2 Point, ask and answer.

boys girls teachers windows doors

How many girls are there?

There are two girls.

What colour is his hair?

It's ...

## Writing preparation

3 Underline the capital letters at the start of the sentences.  
Circle the capital letters at the start of the names.

We've got a new CD player.

Our teacher is Mrs Cooper.

1 My name's Peter.

2 This is my school.

3 Thank you, Miss Jones.

4 This is Rosy's pencil case.

5 Those are your pegs.

6 This is Tim.

Complete  
the writing  
task on  
page 13  
of the  
Workbook.

