

## Lesson One Words

1 Listen, point and repeat.  26

ride a bike



ride a horse



skate





skateboard



play tennis



play football

2 Listen and chant.  273 Listen and read.  28Watch the MultiROM! 



- 1 Listen to the story again and repeat. Act.
- 2 Look and say.

## Let's learn!



I **can** skate.



I **can't** skateboard.



**Can** she play tennis?  
Yes, she **can**.



**Can** he ride a bike?  
No, he **can't**.


## 3 Write.

He She They

**can can't**



He can ride a bike.




\_\_\_\_\_ ride a horse.



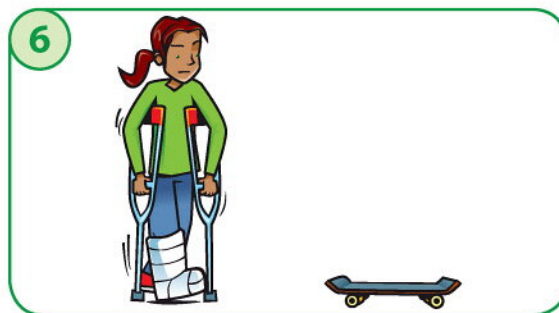
\_\_\_\_\_ play football.



\_\_\_\_\_ skate.



\_\_\_\_\_ play tennis.



\_\_\_\_\_ skateboard.

## 4 Point, ask and answer.

Can he ride a bike?

Yes, he can.


Can she ...?

Can they ...?



## Lesson Three Song


### 1 Listen, point and repeat. 29



behind



in front of



next to



between

### 2 Listen and sing. 30

### 3 Sing and do.

#### Let's sing!

#### Where is my teddy bear?

Where is my teddy bear?

Where is he?

Where is my teddy bear?

I can't find him anywhere!

Look behind the bedroom door.

Is he hiding there?

Look behind the bedroom door.

I can't find him anywhere!

Look in front of the sofa.

Is he hiding there?

Look in front of the sofa.

I can't find him anywhere!

Look between the bed and chair.

Is he hiding there?

Look between the bed and chair.


I can't find him anywhere!

Look next to the big toy box.

Is he hiding there?


Look next to the big toy box.

Yes, my teddy's hiding there!

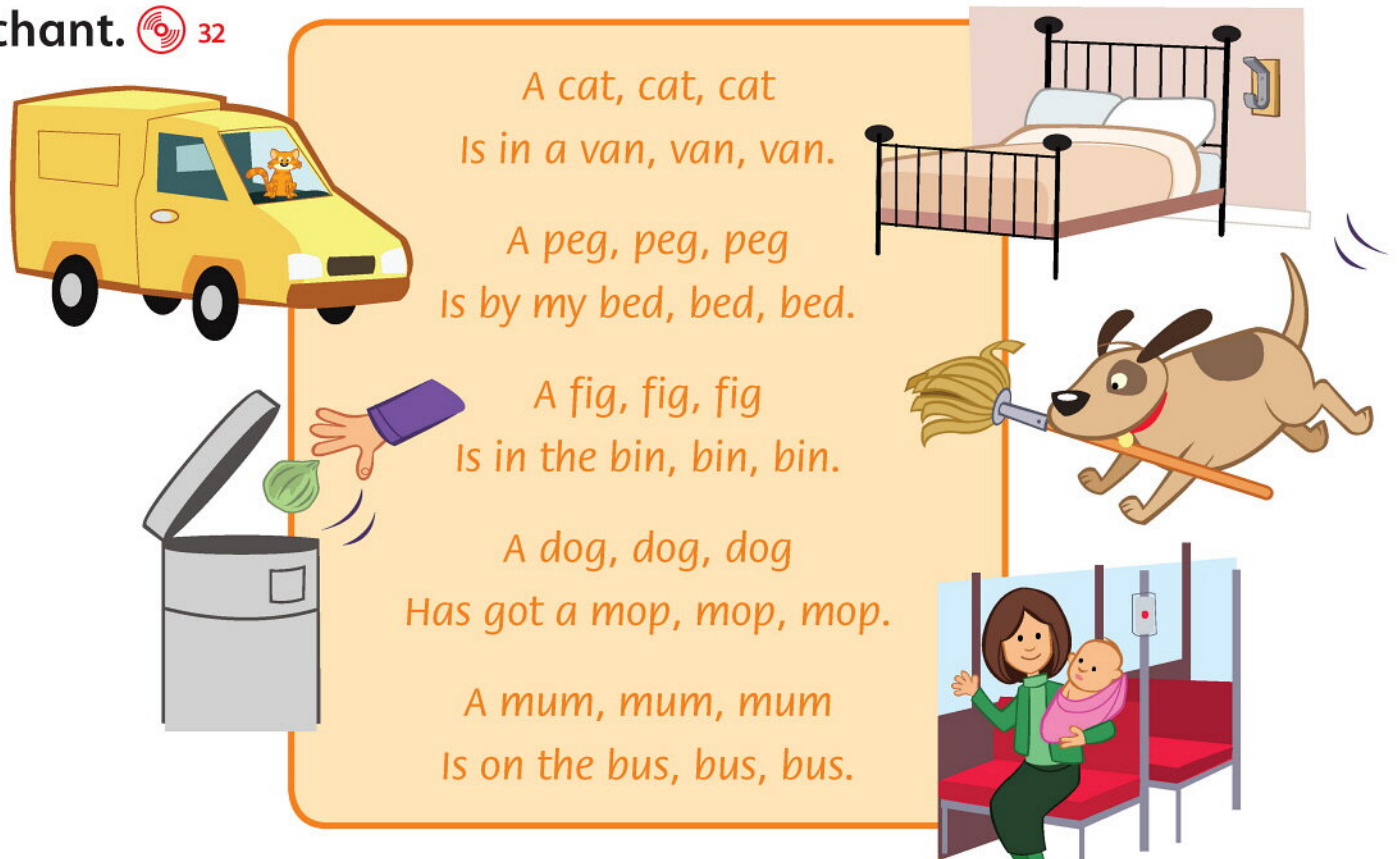




## 1 Listen, point and repeat. 31




## 2 Listen and chant. 32



## 3 Read the chant again. Circle the middle sounds a, e, i, o and u.

## 4 Listen and circle the middle sound. 33





# Skills Time!

## Lesson Five

### Reading

1 Look at the pictures. What can you see?

2 Listen and read.  34

### Outdoor Toys

This is a perfect bike for children aged 7 to 10. It has got big wheels. You can ride it on grass or sand, so take it to the beach or park.







Scooters are really good fun. This scooter is fast and easy to ride. It has two small wheels. It is available in pink, green or blue.

Are you or your friend learning to skate? These skates have four wheels on each skate, so they are easy and safe for new skaters. They look fantastic, too!



This swing is perfect for fun in your garden. Two children can play together as there are two swings. The seats are blue and yellow.


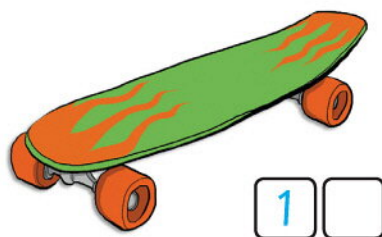
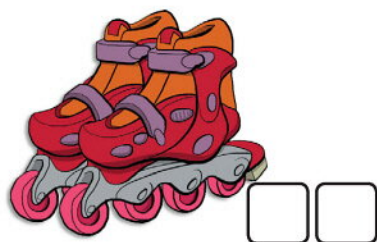
3 Read again. Tick (✓).

					
1	It's got four wheels.			✓	
2	It's got small wheels.				
3	There are two seats.				
4	It's got big wheels.				
5	It's for two children.				
6	You can ride it on the beach.				



## Listening

1 Listen and number.  35



## Speaking



Watch the DVD!

2 Point, ask and answer.

in front of    behind    next to    between



Where's the skateboard?

It's in front of the table.

Where are the ...?

They're ...

## Writing preparation

3 Read. Circle the vowels at the start of the words. Write **a** or **an**.

This is **an** apple.

It's **a** blue doll.

1 It is \_\_\_\_\_ orange bike.

2 This is \_\_\_\_\_ skateboard.

3 She has got \_\_\_\_\_ umbrella.

4 I've got \_\_\_\_\_ banana.

### Remember!

a, e, i, o, u  
We are vowels  
And we help you.

Complete  
the writing  
task on  
page 25  
of the  
Workbook.

page  
25