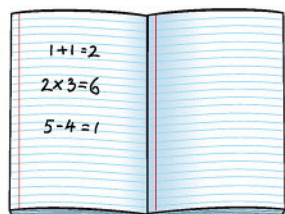


Lesson One Words


1 Listen, point and repeat. 48




art



maths



English



science



PE



music

3 Listen and read. 50



Watch the MultiROM! ▶

1 What have we got on Monday?

ENGLISH				
MATHS			PE	

We've got English. Then we've got maths.

2 When have we got PE?

THURSDAY			
PE			

We've got PE on Thursday. Oh good!

3 On Thursday

Don't forget these.

Oh yes. Our PE bags.

4 It's time for football. Put on your PE clothes now.

5 Oh no! This is Rosy's bag. I can't wear these clothes. I can't play football now!

6 You can wear their clothes, Tim.


Thank you very much!

- 1 Listen to the story again and repeat. Act.
- 2 Look and say.

Let's learn!



What have we
got on Monday?
We've got English.



When have we got PE?
We've got PE on
Thursday.



These are
our PE bags.



You can wear
their clothes.

3 Write.

our their

1



These are
our bags.

2



Those are
bags.

3



These are
T-shirts.

4



Those are
T-shirts.

4 Point, ask and answer.

	Monday	Tuesday	Wednesday	Thursday
9:00	maths	science	art	music

What have we got on Tuesday?

We've got ...

When have we got ...?

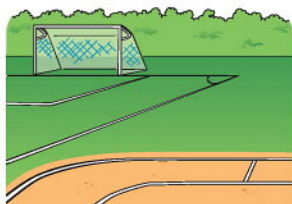
We've got ... on ...

Lesson Three Song

1 Listen, point and repeat.  51



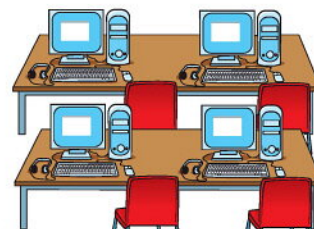
playground



sports field



art room



computer room



gym

2 Listen and sing.  52

3 Sing and do.

Let's sing!

At our school

In the playground
We have lots of fun.
We play, we talk,
We jump, we run.

At our school. At our school. At our school.

On the sports field
We do PE.
We play sports together,
You and me.



At our school ...

In the art room
We paint and draw.
We put our pictures
On the walls.

At our school ...

In the computer room
We look and hear.
We put the headphones
On our ears.

At our school ...



1 Listen, point and repeat.  53

dr		tr		cr	
drum	dress	truck	tree	crayon	crab
					

2 Listen and chant.  54

A train and a truck,
A crab and a drum.
I draw with my crayons,
And I have fun.

A girl in a dress,
A bird in a tree.
Get your crayons,
And draw with me.




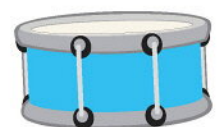
3 Read the chant again. Circle the sounds *dr*, *tr* and *cr*.

4 Listen to the sounds and join the letters.  55

What has the boy got?



dr	dr	cr	dr	cr	dr	tr
tr	cr	dr	tr	tr	cr	dr
cr	tr	tr	cr	dr	tr	cr



Lesson Five

Reading

- 1 Look at the picture. What school subjects can you see?
- 2 Listen and read.  56

Our Computer Room

At our school we've got a big computer room. We've got 12 computers in the room, one for every pupil. The computers have got headphones, so the pupils can listen and speak.

In the computer room, the pupils can study English, music, maths and science. They do art here too. They can draw and colour pictures with the computer. The computers also help the pupils to read and write.

In Primary 2, the children come to the computer room every Tuesday and Thursday. Everyone likes these lessons.



- 3 Read again. Circle the false word and write the correct word.

1 We've got a small computer room.

big

2 We've got 18 computers.



3 The pupils can listen and eat.

4 The computers help the pupils to run and write.

5 The children come every Tuesday and Wednesday.

Listening

1 Listen and number. 57



Speaking



Watch the DVD!

2 Point, ask and answer about your school.

on the sports field in the classroom in the art room in the computer room

football nets whiteboard crayons computers

What have we got in the art room?

We've got ...

Writing preparation

3 Circle the capital letters at the start of the days of the week.

We've got maths on Tuesday.

1 What have we got on Wednesday?

2 We go to the gym on Thursday.

3 We've got art on Monday.

4 Have we got PE on Tuesday?

Complete the writing task on page 41 of the Workbook.

page
41