

## Lesson One Words

1 Listen, point and repeat. 58

help my  
mumdo my  
homeworkvisit my  
grandmago  
swimminghave a  
music lesson


watch TV

2 Listen and chant. 59

3 Listen and read. 60



Watch the MultiROM! ▶





- 1 Listen to the story again and repeat. Act.
- 2 Look and say.

## Let's learn!



I **visit** my grandma every Tuesday.



I **don't have** a music lesson.



I **go swimming** every Thursday.



I **don't watch** TV.

- 3 Write.


**watch go visit do have help**



I have a music lesson. I \_\_\_\_\_ my homework.



I \_\_\_\_\_ swimming.



I \_\_\_\_\_ TV.



I \_\_\_\_\_ my dad.



I \_\_\_\_\_ my grandma.

- 4 Point and say.

Monday

Tuesday

Wednesday

Thursday



Monday.

I visit my grandma. I don't go swimming.




## Lesson Three Song

### 1 Listen, point and repeat. 61



listen to music



play with friends



read a book




write an email

### 2 Listen and sing. 62

### 3 Sing and do.

#### Let's sing!



#### After school


After school,  
There's a lot to do.  
Things on my own,  
And things with you.

I do my homework,  
I help my mum.  
Then I play with friends,  
And we have fun.

After school ...







I write an email,  
I read a book.  
I listen to music,  
I help to cook.

After school ...





1 Listen, point and repeat.  63

<b>fl</b>		<b>pl</b>		<b>bl</b>	
flower	flat	plum	plate	blanket	blue
					

2 Listen and chant.  64



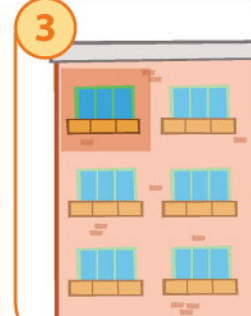


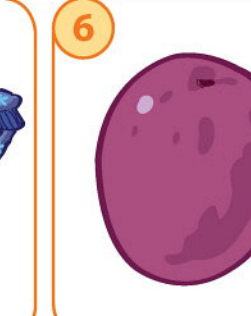
Plums on a plate,  
Plums on a plate.  
Blue plums, black plums,  
Plums on a plate.

A blanket on a bed,  
A blanket on a bed.  
There's a pretty flower  
On the blanket on the bed.



3 Read the chant again. Circle the sounds *fl*, *pl* and *bl*.

4 Listen and complete the words.  65

<b>fl</b>		<b>pl</b>		<b>bl</b>	
1 	2 	3 	4 	5 	6 
<u>pl</u> ate	__ue	__at	__ower	__anket	__um



# Skills Time!

## Lesson Five

### Reading

- 1 Look at the pictures. Say what the children do.
- 2 Listen and read.  66

## What do they do after school?



My name's Max. After school, I do my homework. Then I go to the park. I play football with my friends. Then I watch TV.



I'm Julia. I love art. After school, I draw and paint pictures. Then I write stories. I put the stories and pictures on my bedroom wall.



I'm Luke. After school, I help my mum and dad. Then I listen to my CDs. I sing the songs. I really like music.



My name's Sara. I like sport. I go swimming every Monday. I play tennis with my brother every Tuesday. And every Thursday I skate in the park with my sister.

### 3 Read again. Who does each activity?

M = Max, J = Julia, L = Luke, S = Sara.

- |                  |                   |                     |                   |
|------------------|-------------------|---------------------|-------------------|
| 1 go to the park | <u>  M  </u>      | 2 write stories     | <u>          </u> |
| 3 go swimming    | <u>          </u> | 4 draw              | <u>          </u> |
| 5 listen to CDs  | <u>          </u> | 6 help mum and dad  | <u>          </u> |
| 7 play football  | <u>          </u> | 8 skate in the park | <u>          </u> |



## Listening

1 Listen and tick (✓) or cross (X).  67



## Speaking



2 Look and say.

go swimming  
listen to music

read a book  
do homework

have a music lesson  
play football

ride a bike  
write an email

Number 1.

I read a book. I don't ride a bike.

Number 2.

I ...

## Writing preparation

3 Circle the verbs.

I ride my bike. I play football.

1 I play tennis.

2 I skate in the park.

3 I ride a horse.

4 I visit my cousin.

5 I listen to music.

6 I do my homework.

## Remember!

Verbs are doing words.

Complete the writing task on page 47 of the Workbook.

page 47