

Lesson One Words

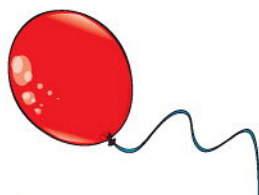
1 Listen, point and repeat. 70



chocolate



sweets




balloon



present



cake



card

3 Listen and read. 72



Watch the MultiROM! ▶

1 It's Billy's birthday tomorrow. Let's buy presents. What does he like?

He likes trains and cars.

2 I like these balloons.

No. Billy doesn't like balloons. He's scared of balloons.

3 He likes chocolate.

OK.

4 Billy is asleep now. Put his presents here. It's a surprise!

Good idea, Mum.

5 Mum, Dad. Someone's in the living room!

6 Oh Billy! It's five o'clock!

Thank you for my presents. I'm three now!

- 1 Listen to the story again and repeat. Act.
- 2 Look and say.

Let's learn!



What **do** you like?
I **like** balloons.



I **don't like** sweets.



What **does** he like?
He **likes** chocolate.




He **doesn't like** balloons.

- 3 Write.

likes doesn't like like don't like



He likes sweets.



He _____ balloons.



She _____ presents.



She _____ cake.

- 4 Point, ask and answer.

What does he like?

He likes sweets.

What does she like?


She likes ...

Lesson Three Song

1 Listen, point and repeat.  73



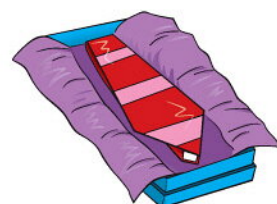
neighbour



pastries



nuts



tie



buy

2 Listen and sing.  74

3 Sing and do.

Let's sing!

Our neighbours

Our neighbours are very kind.

They are Mr and Mrs Guss.

Mr Guss says, 'My dear friends,
Come and have lunch with us'.

Let's buy a present for Mr Guss.

What can we buy?

He likes pastries. He likes nuts.

Or let's buy a tie.

Let's buy a present for Mrs Guss.

What can we take?


She likes chocolate. She likes fruit.

Or let's take a cake.

Our neighbours are very kind.

They are Mr and Mrs Guss.

Mr Guss says, 'My dear friends,
Come and have lunch with us'.



1 Listen, point and repeat.  75

cl		gl		sl	
cloud	clock	gloves	glue	slide	slippers
					

2 Listen and chant.  76

I take off my slippers,
I go outside.
I put on my gloves,
And I play on the slide.

I look at the clock,
I see clouds in the sky.
Time to take off my gloves,
Time to say, 'Goodbye'.



3 Read the chant again. Circle the sounds *cl*, *gl* and *sl*.

4 Listen to the sounds and join the letters.  77

What has the girl got?



sl	cl	cl	gl	gl	cl	gl
gl	gl	sl	cl	sl	sl	sl
cl	sl	gl	sl	cl	gl	cl



Lesson Five

Reading

1 Look at the pictures. Who is the card for?

2 Listen and read.  78

Make a card for your mum!

1 Cut a rectangle of card. Fold it in half.



2 Think about your mum. What does she like? Does she like animals? Does she like sport? Or does she like flowers?



3 Draw and colour a picture on the front of the card.



4 Now open the card. Draw a picture of you with a big smile.



5 Write in the card, *Dear Mum, Thank you for everything you do for me.* Then write your name.



6 Give the card to your mum.



3 Read again. Circle the correct word.

1 Draw a picture on the front of the cake / card.

2 Now close / open the card.

3 Draw a picture of Grandpa / you.

4 Now write / talk on the card.

5 Give the card to your mum / dad.

Listening

1 Listen and match. 79



Harry

b



Anna

☐



Peter

☐



Kim

☐



a



b



c



d

Speaking



Watch the DVD!

2 Point, ask and answer.

tennis

art

chocolate

animals

What does he like?

He likes tennis.

What does she like?

She likes ...

Writing preparation

3 Look and write the long form.

don't = do not

doesn't = does not

1 He doesn't like sweets.

He does not like sweets.

2 She doesn't like balloons.

She _____ like balloons.

3 I don't like bananas.

I _____ like bananas.

4 He doesn't like oranges.

He _____ like oranges.

5 I don't like snakes.

I _____ like snakes.

6 She doesn't like fish.

She _____ like fish.

Complete the writing task on page 57 of the Workbook.

