

Lesson One Words


1 Find and circle the words.

present ~~cake~~ chocolate card balloon sweets



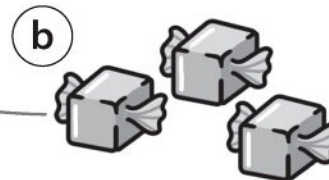


2 Match. Then write.




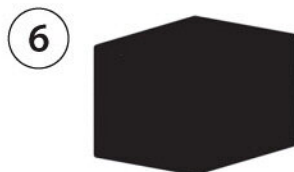

chocolate ~~sweets~~ balloon present cake card



b


☐


sweets


☐

☐

☐

☐


1 Write.

~~like~~ likes don't like doesn't like



I like
chocolate.



I _____
sweets.




She _____
balloons.



She _____
chocolate.

2 Read. Then write.


~~likes~~ doesn't like like likes



Lesson Three Words

1 Find and circle the words.


neighbour tie buy ~~pastries~~



axpastriestp



ieybuysas



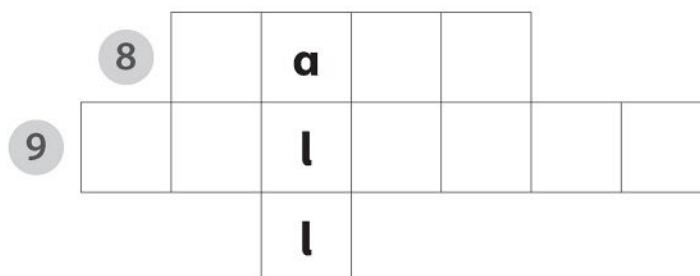

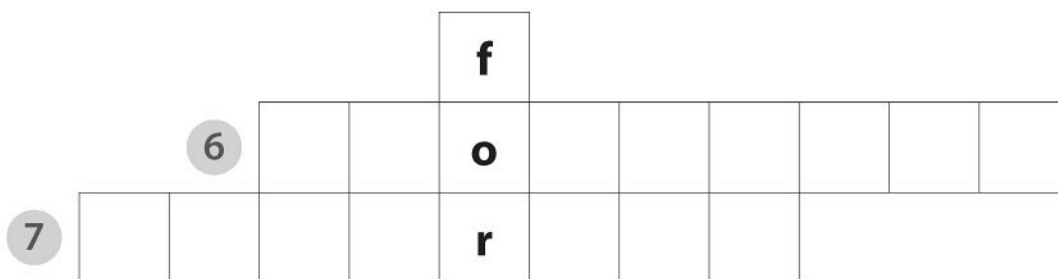

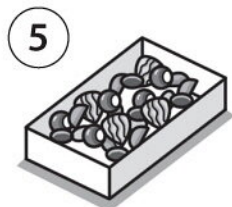

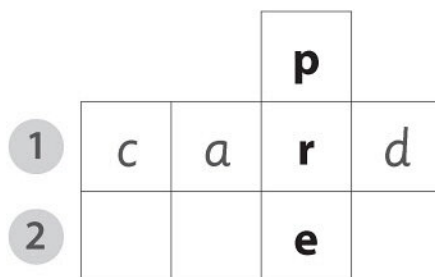

mptieb



eneighbourop

2 Look and write.

cake sweets balloon pastries nuts
chocolate neighbour tie ~~card~~




1 Say the words. Circle the word that begins with a different sound.

1 gloves glue clock
 3 glue clock cloud
 5 slippers glue slide

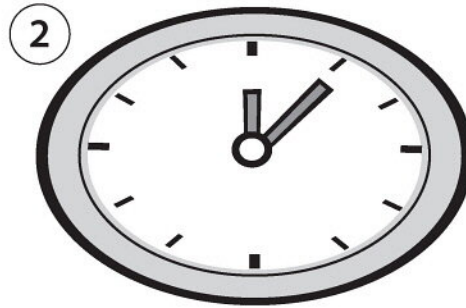
2 slide cloud slippers
 4 slide gloves glue

2 Write the missing letters.


cl gl sl



gl oves



ock



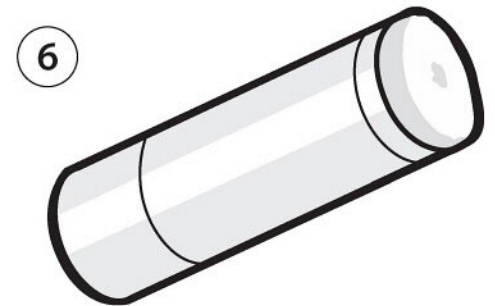
ide



oud



ippers



ue

3 Write.

gloves slide ~~slippers~~ clock clouds



I take off my¹ slippers,
 I go outside.
 I put on my² _____,
 And I play on the³ _____.
 I look at the⁴ _____.
 I see⁵ _____ in the sky,
 Time to take off my gloves,
 Time to say, 'Goodbye'.

Lesson Five

Reading

1 Read.

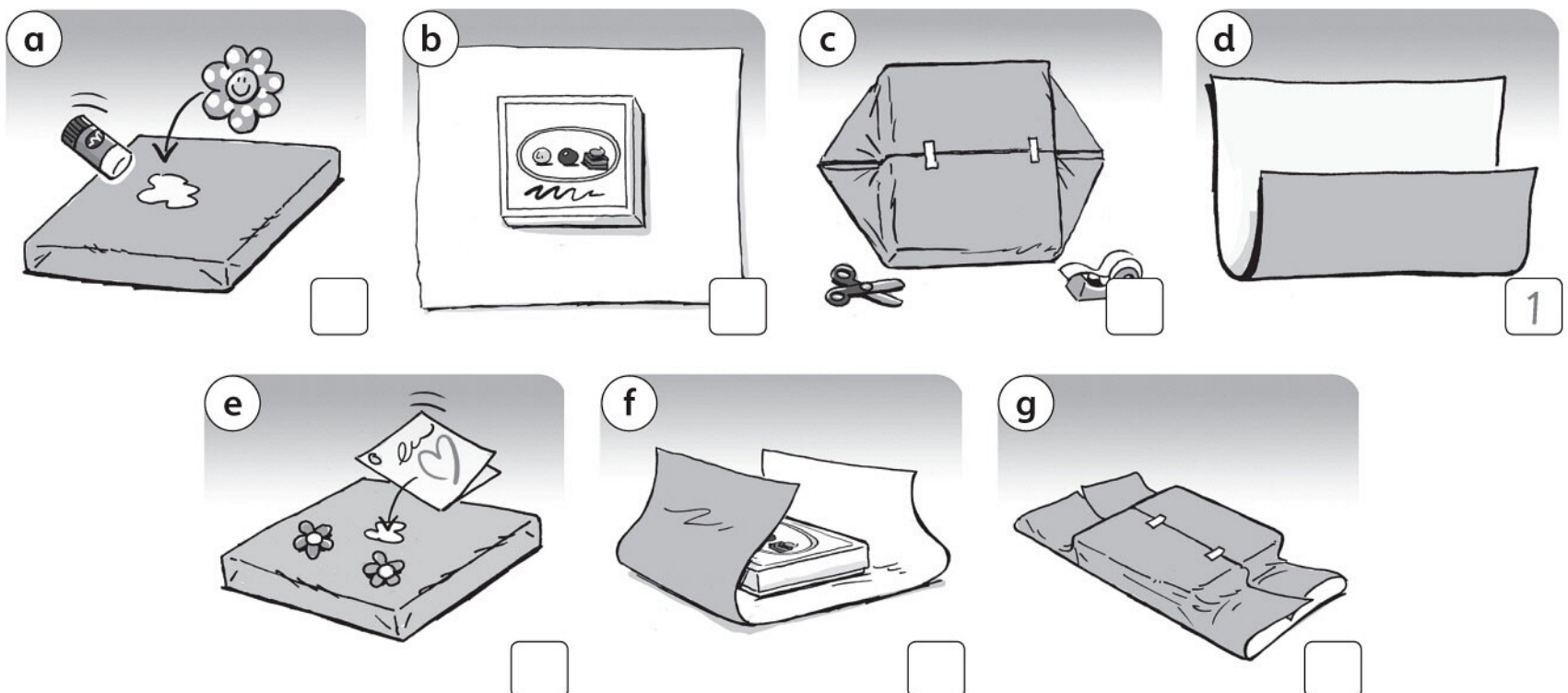
How to wrap a present

This is a present for my friend Holly. It's a box of chocolates.

- 1 Get paper. Holly's favourite colour is red, so this is red paper.
- 2 Put the present on the paper.
- 3 Fold up the paper.
- 4 Stick it with tape.
- 5 Make triangles with the paper.
Stick the triangles with tape.
- 6 Stick pictures on the present.
Holly likes flowers.
- 7 Write a card. My card says, 'To Holly.
You are a good friend. From Teresa.'



2 Read again. Put the pictures in the correct order.



Writing

1 Write the long and short forms.

long form

1 I do not like sweets.

2 _____

3 She does not like eggs.

4 _____

5 I do not like snakes.

6 _____

7 My grandpa does not like cake.

short form

I don't like sweets.

He doesn't like balloons.

I don't like tigers.

My mum doesn't like cats.



About me!

2 Think about a present for your mum. Tick (✓) the things she likes. Cross (x) the things she doesn't like.

cakes ☐ books ☐ pastries ☐ nuts ☐ grapes ☐
toy cars ☐ yo-yos ☐ balloons ☐ slippers ☐ gloves ☐

3 Draw and write about presents for your mum.

My mum likes sweets.

My mum likes _____.

She likes _____.

She doesn't like _____.

She _____.