

## Lesson One Words

## 1 Write.

man men woman women ~~child~~ children

1



child

2



3



4



5



6



## 2 Now look and answer the questions.

There is There are



1 How many men are there?

There are two men.


2 How many children are there?

3 How many boys are there?

4 How many women are there?


## 1 Write.

some any




1

There were some chairs in the classroom.



2

There weren't any tables in the playground.



3

There weren't any children in the art room.



4

There were no teachers on the sports field.

## 2 Look and write.

some ~~were~~ playground was any wasn't



1

It was the school prize-giving.

They were late.



2

They were in the classroom. There

weren't any children.

But there were some teachers.



3

The prize-giving was in the classroom. It was in the afternoon.



4

There was a prize for English.

Rosy and Tim were the winners.



## Lesson Three Words

### 1 Match.

1 first

c

a 3rd

2 second

b 4th

3 third

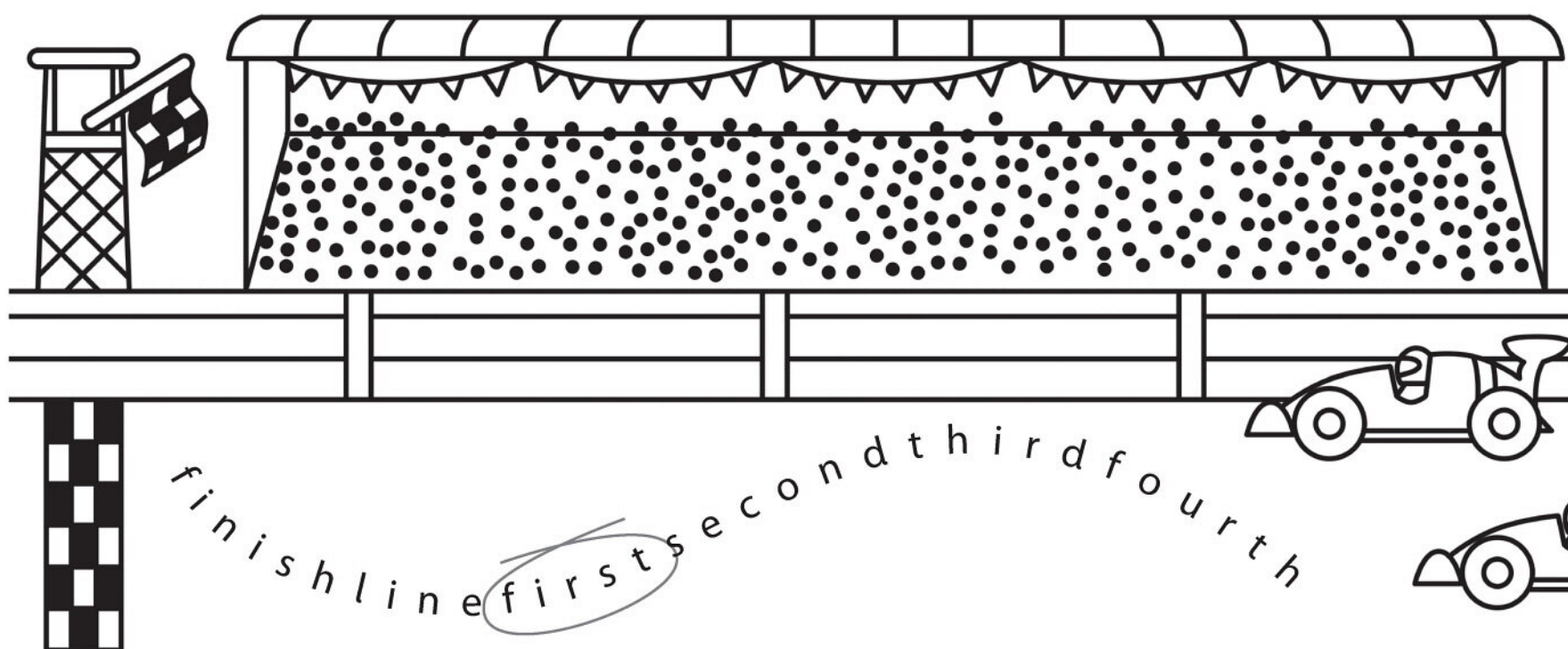
c 1st

4 fourth


d 2nd

### 2 Find and circle.

fourth ~~first~~ third second finish line



### 3 Look and write. Use the words above.



The animals were in a race!

Go, go, go!

Some were fast,

And some were slow.

The hen was \_\_\_\_\_.

The rabbit was \_\_\_\_\_.

The cow was \_\_\_\_\_.

The horse was \_\_\_\_\_.

1 Circle the word that contains a different end sound.

1 bank sink swing





2 ring bank pink

3 swing king sink

4 king pink swing


5 sink ring king

2 Match the letters and write.

1		si	<div style="display: flex; align-items: center; justify-content: center;"> <div style="border: 1px solid black; border-radius: 50%; padding: 10px; margin: 0 10px;">ng</div> <div style="border: 1px solid black; border-radius: 50%; padding: 10px; margin: 0 10px;">nk</div> </div>	_____ sink
2		ki		_____
3		ri		_____
4		ba		_____

3 Write.

Swing Sink Ring Drink ~~Sing~~ king



1 Sing a song while you

2 \_\_\_\_\_, swing, swing.

Look at the 3 \_\_\_\_\_ with his

4 \_\_\_\_\_, ring, ring.

Wash your hands at the

5 \_\_\_\_\_, sink, sink.

Now you're thirsty, have a


6 \_\_\_\_\_, drink, drink.



## Lesson Five

### Reading

1 Read the story about Suzy the horse again. Put the pictures in the correct order.



2 Match the sentences to the pictures above.

- 1 Suzy is a fairground horse.
- 2 She isn't happy. She wants to be a real horse.
- 3 She can move her head and tail. She is a real horse.
- 4 Suzy is happy. She's running and eating.
- 5 Now she is cold and scared.
- 6 Suzy goes back to the fairground.

b

3 Circle the incorrect words. Write the sentences correctly.

- |                                    |                                 |
|------------------------------------|---------------------------------|
| 1 Suzy is a <u>cow</u> .           | 2 She's behind a green horse.   |
| <u>Suzy is a horse.</u>            | _____                           |
| 3 She's in front of a blue goat.   | 4 She drinks milk in the field. |
| _____                              | _____                           |
| 5 She eats ice cream in the field. | 6 At night she's hot.           |
| _____                              | _____                           |

## Writing

### 1 Write *s* or *ies*.

1 family families

3 teddy \_\_\_\_\_

5 lolly \_\_\_\_\_

2 boy \_\_\_\_\_

4 turkey \_\_\_\_\_

6 monkey \_\_\_\_\_



## About me!

### 2 Tick (✓) what you can see at a school open day. Cross (x) what you can't see.

men ☐

rabbits ☐

women ☐

children ☐

lions ☐

teachers ☐

frogs ☐

### 3 Draw and write about a school open day.

There are some children.

There are some \_\_\_\_\_  
\_\_\_\_\_.

There \_\_\_\_\_  
\_\_\_\_\_.

There \_\_\_\_\_  
\_\_\_\_\_.

There aren't any \_\_\_\_\_  
\_\_\_\_\_.

There \_\_\_\_\_  
\_\_\_\_\_.

There \_\_\_\_\_  
\_\_\_\_\_.