

## Lesson One Words



1 Listen, point and repeat. 06



2 Listen and read. 07



Watch the MultiROM! ▶





- 1 Listen to the story again and repeat. Act.
- 2 Look and say.

### Let's learn!

I

I'm from Egypt.

Where **are you** from?

He / She / It

He's from Brazil.

Where **is he** from?

You / We / They

They're from Russia.

Where **are they** from?



- 3 Read and tick (✓).



1 He's from the UK.

☐

She's from the UK.

☒


2 They're from Brazil.

☐

She's from Brazil.

☐


3 We're from Spain.

☐

He's from Spain.

☐


4 They're from the USA.

☐

I'm from the USA.

☐

- 4 Write.

We're

She's

~~He's~~

They're

1 Tom is nine. He's from the UK.

2 Jenny is eight. \_\_\_\_\_ from Australia.

3 Anna and I are friends. \_\_\_\_\_ from Russia.

4 Jack and Carl are brothers. \_\_\_\_\_ from the USA.



## Lesson Three Grammar and Song

- 1 **Speaking** Think of a boy or a girl. Ask and answer.



Jane, 8

Tom, 10

Ellie, 9

Billy, 8

Lisa, 9

Jack, 10

Zoe, 8

Carl, 8

Is it a girl?

Yes, it is.

Where is she from?

She's from the UK.

How old is she?

She's eight.

It's Jane!

- 2 Write about three people.

Jane is eight. She's from the UK. Tom is ...

- 3 Listen and sing. 08

- 4 Sing and do.



### Where are you from?

Where are you from?

I'm from the UK.

Hello, hello,

How are you today?

This is my friend.

He's from the USA.

Hello, hello,

How are you today?

I'm from Brazil.

It's nice to meet you!


Hello, hello,

Nice to meet you, too.





1 Listen, point and repeat. 09



2 Listen and chant. 10




3 Read the chant again. Circle the words from Exercise 1.


4 Circle the beginning letters. Listen and check. 11



br dr cl tr



tr cl cr sl



sm br st sp



dr sn cr pl




pr sn pl fr



sn tr dr sp



cr tr cl dr



sp cr fl pl



## Lesson Five

### Reading

1 Listen, point and repeat.  12



spring



summer



autumn



winter



garden



season

2 Describe what's happening in the pictures below.

3 Listen and read.  13

### The Lazy Bear

It's spring in the forest. It's warm and sunny, and all the animals are awake, but Bruno the bear is still asleep. Bruno is very lazy!

Now it's summer. It's hot and there are lots of flowers. The animals are happy because they love summer. But where's Bruno? Bruno is still asleep. What a lazy bear!

In the autumn, the leaves are red, yellow and orange. The animals are sleepy. They're ready for winter. But where's Bruno? Bruno is still asleep, he doesn't know that it's autumn.

Now it's winter and the animals are all asleep in their warm homes. But where's Bruno? Bruno is awake! He's in his garden. "What a nice long sleep," he says.



"Oh no! It's winter! I'm all alone." Bruno isn't happy. He goes back to bed.

Now it's spring again. The animals play in the forest. They're very happy. The world is warm and sunny again. But where's Bruno? "Bruno!" the animals shout. Bruno is awake again. He's happy now. He's hungry, too. He wants his breakfast!



4 Read again and put the sentences in the correct order.

1 The animals play in the forest.

☐

2 Bruno is alone in the garden.

☐

3 It's warm and sunny.

☒

4 The animals are all sleeping.

☐

5 Bruno wants his breakfast. He's hungry.

☐

6 It's autumn. The animals are sleepy.

☐



Listening

1 Listen and tick (✓).  14

1 How old is Katie?



2 When is her birthday?



3 Where is she from?



4 What is her favourite season?



Speaking



2 Ask and answer about you.

How old are you?

I'm nine.

Where are you from?

I'm from Egypt.

What's your favourite season?

My favourite season is summer.

Writing preparation

We use **capital letters** with:

countries – Spain

months – April

names – Billy

We start new sentences with capital letters.

My name is Helen.

3 Write the sentences with capital letters.

1 jenny is ten. she's from brazil.

2 i'm from spain.

3 alex is from brazil.

4 is kim from thailand?

5 it's hot in australia in december.

6 he's from egypt.

7 her birthday is in june.

Complete the writing task on page 13 of the Workbook.

