

Lesson One Words

1 Listen, point and repeat. 36



swim



sail



dive



surf



kayak



windsurf



snorkel




waterski

2 Listen and read. 37



Watch the MultiROM! ▶



Amy Hello, Mum! We're having fun at the beach!

Amy's mum That's good. Is Max in the sea?

Amy No, he isn't. He's reading his book.



Amy's mum Is Holly in the sea?

Amy No, she isn't. She's playing with her ball.



Amy Leo is in the sea.

Amy's mum Oh, yes. Leo likes snorkelling.

Amy He isn't snorkelling. He's surfing. He's very good.

Max Look! Leo is standing on his hands!

Holly Wow!



Max Oh, no! Leo is falling!

Amy Leo isn't surfing now. He's swimming!

- 1 Listen to the story again and repeat. Act.
- 2 Look and say.

Let's learn!

I

I'm swim**ming**.

I'm **not** swim**ming**.

He / She / It

He's surf**ing**.

He **isn't** snorkell**ing**.

You / We / They

We're sail**ing**.

They **aren't** waterski**ing**.



Sometimes the spelling changes:

sail – sail**ing**

play – play**ing**

swim – swim**ming**

run – run**ning**

dive – div**ing**

ride – rid**ing**

3 Read and match.

- 1 She's windsurfing.
- 2 They're snorkelling.
- 3 He's diving.
- 4 She's waterskiing.
- 5 He's kayaking.
- 6 They're surfing.



4 Write.

's isn't 're aren't



He isn't sleeping.
He 's eating.



They _____ taking photos.
They _____ drawing pictures.



She _____ playing with a ball.
She _____ reading a book.



We _____ swimming.
We _____ windsurfing.

Lesson Three Grammar and Song

1 Speaking Look and say.

eat a sandwich / eat an ice cream wear a hat / wear sunglasses
waterski / surf look at a bird / look at a fish



The boy isn't eating an ice cream. He's eating a sandwich.

It's Picture B!

2 Write about one of the pictures.

Picture A: The boy is eating an ice cream. He isn't ...

3 Listen and sing. 38

4 Sing and do.

At the beach!

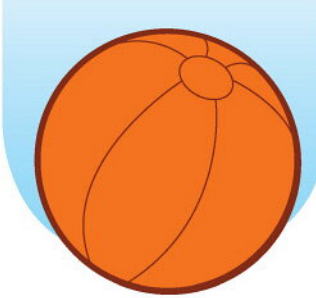




We're playing at the beach today,
We're having lots of fun.
We're swimming and we're surfing,
And we're sitting in the sun.

We all like playing at the beach,
It's sunny here today.
We can windsurf at the beach,
And we can swim and play.


We're sailing in our little boat,
We're playing in the sea.
We're snorkelling and diving,
There are lots of fish to see.



1 Listen, point and repeat. 39

all	ball	mall	wall	tall	small
					


2 Listen and chant. 40




I'm in a mall,
 A mall, mall, mall.
 Some people are tall,
 Some are small, small, small.
 I'm going to buy
 A ball, ball, ball.
 I don't know which to buy,
 I like them all, all, all.

3 Read the chant again. Circle the words with *all*.

4 Complete the words.



1 wall



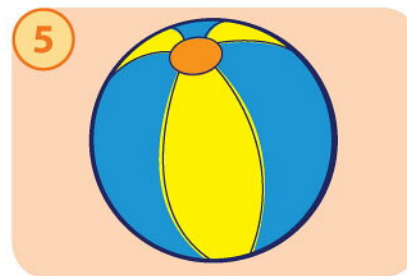
2 __all



3 __all



4 __all



5 __all

Skills Time!

Lesson Five

Reading

1 Listen, point and repeat.  41



polluted




clean



dangerous



safe



beautiful



ugly

2 Look. What can you do with the dolphins?

3 Listen and read.  42

Dolphin Dreams

Are you looking for the perfect holiday?

Dolphin Dreams is the perfect holiday! We take people in our boats and we visit dolphins in the sea. You can swim with beautiful dolphins!

Do you know ... ?

- ☀ Dolphins aren't dangerous. They are very friendly. They love playing with people.
- ☀ Dolphins can't breathe under water, but they can stay under water for about 15 minutes.
- ☀ Dolphins live in families.
- ☀ Dolphins have names. Their names are special sounds. They use the sounds to call their friends and family.
- ☀ Dolphins can't live in polluted water, but a lot of the sea is polluted. We want to make the sea a clean and safe place for dolphins.




4 Read again and write.

dangerous polluted clean ~~beautiful~~

- 1 Dolphins aren't ugly. They are beautiful.
- 2 Dolphins can't live in polluted water. They live in _____ water.
- 3 Dolphins are safe. They aren't _____.
- 4 A lot of the sea isn't clean. It is _____.

Listening

1 Listen and write the numbers.  43



Speaking



2 Ask and answer about you.

snorkelling swimming surfing diving waterskiing
windsurfing playing sailing kayaking

What do you like doing at the beach?

I like snorkelling.

Writing preparation

Present continuous verbs – spelling

cook → cook + ing = cooking

take → take + ing = taking

3 Write the correct form of the verbs.

- I like watching (watch) dolphins.
- Do you like _____ (take) photos?
- I like _____ (cook).
- Does Joanna like _____ (write) emails?
- My friend doesn't like _____ (listen) to music.
- Do you like _____ (read)?

Complete the writing task on page 35 of the Workbook.

