






Lesson One Words

1 Find and circle the animal words. Then write.




l	h	l	c	a	m	e	l	p	a
i	u	v	m	o	n	k	e	y	j
z	w	k	a	n	g	a	r	o	o
a	f	l	a	m	i	n	g	o	n
r	n	e	p	e	n	g	u	i	n
d	r	u	z	e	b	r	a	m	d
c	r	o	c	o	d	i	l	e	m



2 Write.



That's not a monkey.
It's a zebra.




That's not a monkey.




That's not a monkey.



That's not a monkey.



That's not a monkey.



That's a _____!

1 Read and circle the correct answers. **G** Grammar Time! page 127



- | | |
|--|-----------------------------------|
| 1 Is Dad taking a photo? | Yes, he is. / No, he isn't. |
| 2 Is the crocodile sleeping? | Yes, it is. / No, it isn't. |
| 3 Is the crocodile swimming? | Yes, it is. / No, it isn't. |
| 4 Are the boys looking at the bird? | Yes, they are. / No, they aren't. |
| 5 Are the boys looking at the crocodile? | Yes, they are. / No, they aren't. |
| 6 Is the girl eating an ice cream? | Yes, she is. / No, she isn't. |

2 Write the questions.



(play computer games)



(watch TV)



(listen to music)



(read comics)

1 Look and write. Then answer the questions.

G Grammar Time! page 127

wear a hat

write in a notebook

eat a sandwich

take a photo



1

Annie



Is Annie wearing a hat?

Yes, she is.

2

Jo



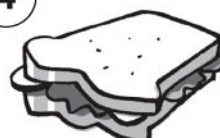
3

Liz



4

Jo



5

Annie



6

Liz



2 Read and write the answers.



1 Are the monkeys eating?

No, they aren't.

2 Are the zebras running?

3 Are the tigers playing?

4 Are the parrots talking?

5 Are the penguins walking?


6 Are the parrots flying?

1 Say the words. Circle the word that doesn't have *or* or *aw*.

1 horse corn park fork
 3 fork scarf horse yawn
 5 horse corn car paw

2 farm paw yawn straw
 4 corn arm paw straw
 6 yawn straw fork star


2 Complete the words.



There's a straw in the glass.



I'm eating with a fork.



They've got a horse.



Look at the dog's paw!

3 Write.

horse fork ~~straw~~ corn paw

The dog is holding a ¹ straw
 with its two front ² paws.
 The ³ horse is holding a ⁴ fork
 and it's eating ⁵ corn.



Lesson Five

Reading

1 Order the letters and write the words.



knid kind



rsroy



efre



fnynu



esardc



rygan

2 Read the text in the Class Book. Put the sentences in the correct order.



- a The lion is angry.
- b A big net falls over the lion.
- c "I'm very sorry," says the mouse.
- d One year later, the lion is walking in the jungle.
- e A mouse runs over the lion's nose and the lion wakes up.
- f The mouse hears the lion and it runs to help.
- g The mouse makes a big hole and the lion is free.
- h A lion is sleeping.
- i The lion opens its mouth and roars.

1

Writing

1 Write the speech marks.

- 1 "Goodbye," says the teacher.
- 2 I'm taking a photo, says the boy.
- 3 Open your books, she says. Read the story.
- 4 The monkeys are my favourite animals, says the girl.



My writing



2 Read and write the animal names.

- 1 Flamingos have got long legs. They are pink and white. They can fly.
They can swim and run, too. They live near water.
- 2 _____ have got arms and legs. They've got hands and fingers, too.
They live and sleep in trees. They can climb and jump.

3 Guess the animals. Write about them. Use the correct punctuation.

- 1 big and tall / brown and red / big feet and big ears / Australia / run and jump

- 2 big and long / in water / swim and walk / dangerous / eat fish
