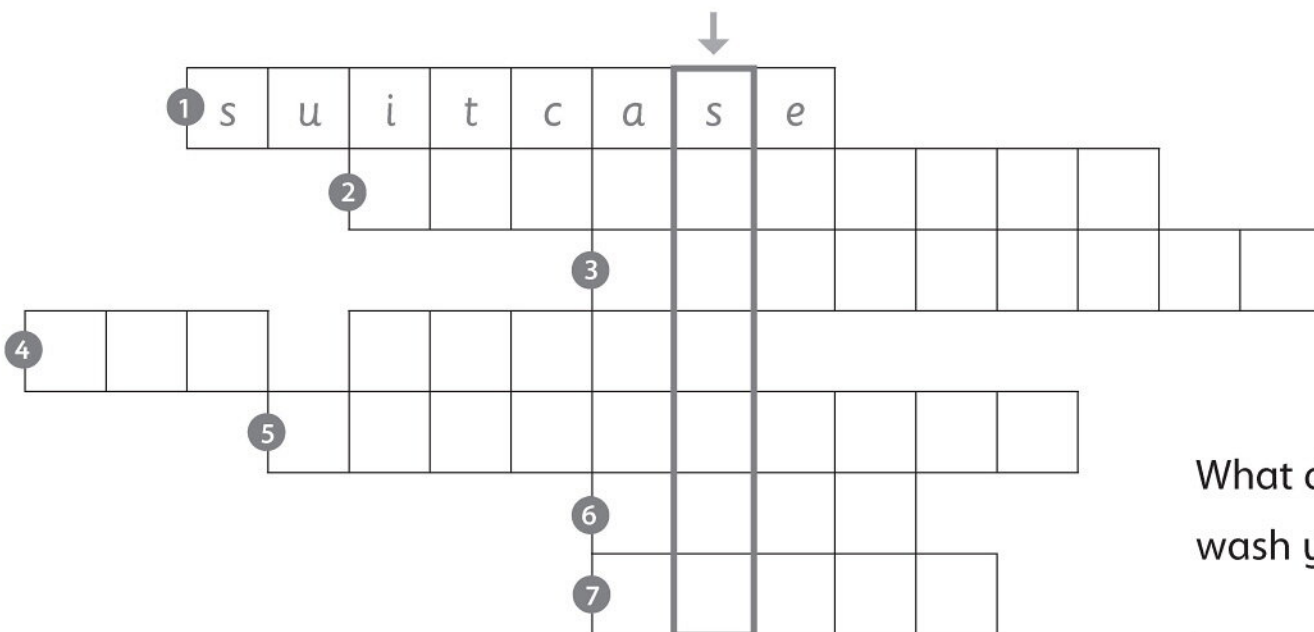
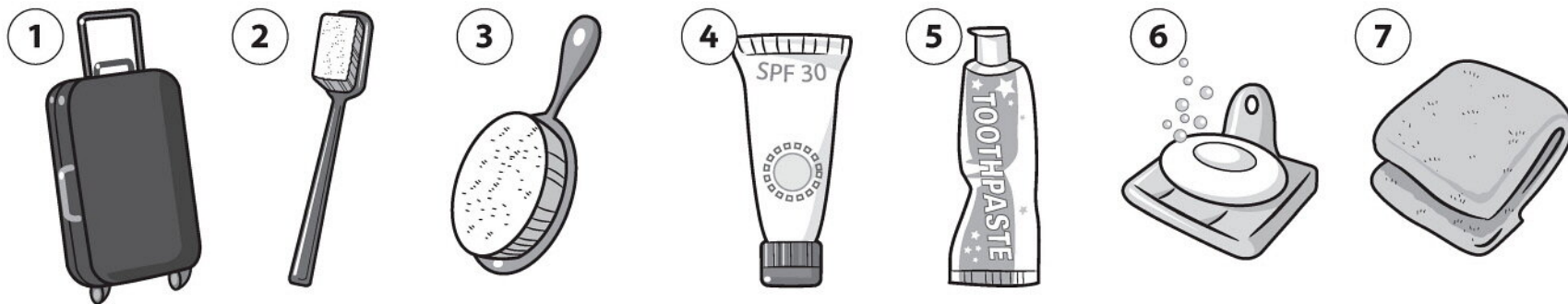


## Lesson One Words

1 Look and write. Find the extra word (↓) and answer the question.



What do you use to wash your hair?

2 Write.



- 1 The sun cream is in the suitcase.
- 2 The towel is next to the \_\_\_\_\_.
- 3 The \_\_\_\_\_ is next to the shampoo.
- 4 The \_\_\_\_\_ is under the soap.
- 5 The \_\_\_\_\_ is in front of the toothbrush.
- 6 The \_\_\_\_\_ is on top of the towel.
- 7 The \_\_\_\_\_ is behind the toothpaste.
- 8 The hairbrush is between the toothbrush and the \_\_\_\_\_.


1 Write. **G** Grammar Time! page 134

- 1 Is he going to visit his cousins next week?
- 2 Are they going to swim in the sea?
- 3 Is it going to rain tomorrow?
- 4 Are you going to take your shampoo on holiday?
- 5 Is she going to buy sun cream later?
- 6 Are you going to play tennis on Tuesday?

Yes, he is .  
 No, \_\_\_\_\_ .  
 No, \_\_\_\_\_ .  
 Yes, \_\_\_\_\_ .  
 Yes, \_\_\_\_\_ .  
 No, \_\_\_\_\_ .

2 Complete the sentences with *going to*.

buy have listen ~~make~~ play read





## Lesson Three Grammar and Song

### 1 Look at the Class Book. Match. Grammar Time! page 134

- 1 Is Alex going to take a towel?
- 2 Is Emma going to take a toothbrush?
- 3 Are Emma and Billy going to take some sun cream?
- 4 Are Alex and Tom going to take some toothpaste?
- 5 Is Tom going to take some soap?
- 6 Is Billy going to take a hairbrush?

☒ c  
☐  
☐  
☐  
☐  
☐

- a Yes, they are.
- b No, he isn't.
- c Yes, he is.
- d No, she isn't.
- e Yes, he is.
- f No, they aren't.

### 2 Write sentences with *is*, *isn't*, *are* or *aren't*.



Alex is going to take  
some shampoo.



Emma and Billy \_\_\_\_\_  
 \_\_\_\_\_.



Billy \_\_\_\_\_  
 \_\_\_\_\_.



Alex \_\_\_\_\_  
 \_\_\_\_\_.

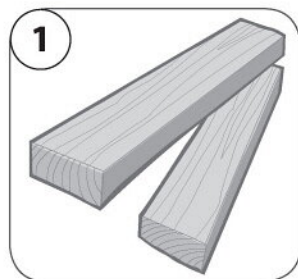
### 3 Write. time   photos   going   some   to   suitcase   go   take

I'm going to pack my <sup>1</sup> suitcase,  
 I'm going to <sup>2</sup> \_\_\_\_\_ away.  
 I'm going to have a great <sup>3</sup> \_\_\_\_\_,  
 I'm going on holiday!  
 I'm going to <sup>4</sup> \_\_\_\_\_ some sun cream,  
 And also some shampoo.  
 I'm <sup>5</sup> \_\_\_\_\_ to take my toothbrush,  
 And <sup>6</sup> \_\_\_\_\_ toothpaste, too.  
 I'm going to take some <sup>7</sup> \_\_\_\_\_,  
 I'm going to see the sea.  
 I'm going <sup>8</sup> \_\_\_\_\_ swim and windsurf,  
 I'm going to waterski!

### I'm going to pack my suitcase



1 Complete the words.



wood



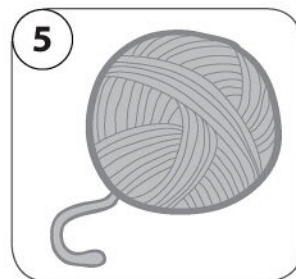
oo



oo



oo



oo

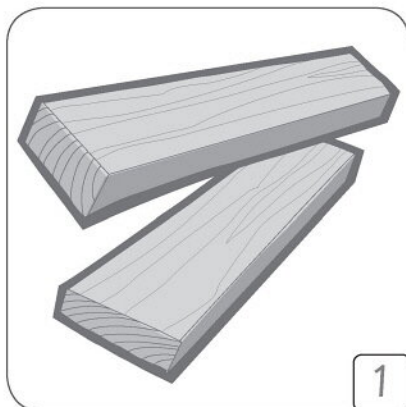
2 Write.

good cook hood book wool wood

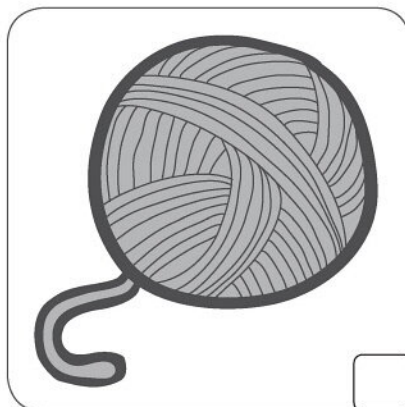


It's a very cold day.  
I've got a coat with a <sup>1</sup> hood .  
I've got my <sup>2</sup> scarf,  
And I'm feeling <sup>3</sup> .  
I'm sitting on some <sup>4</sup> .  
I'm looking at my <sup>5</sup> .  
The book's very good.  
It tells me how to <sup>6</sup> .

3 Read and number the pictures. Then write.



1



- 1 You can use rope and wood to make a bridge.
- 2 A works in a kitchen.
- 3 I haven't got a hat, but my jacket's got a .
- 4 I've got a ball of and I want to make a scarf.



## Lesson Five

### Reading

#### 1 Read the text in the Class Book and write.

tonight this afternoon soon tomorrow later next week

1 William and his family are going to visit the aquarium this afternoon.

2 They are going to see a dolphin show

\_\_\_\_\_.

3 William is going to try seafood \_\_\_\_\_.

4 William is going to swim in the sea

\_\_\_\_\_.

5 William and his family are going to fly home \_\_\_\_\_.

6 William and Dan are going to look at lots of photos \_\_\_\_\_.



#### 2 Write short answers.

1 Is Dan in Barcelona?

No, he isn't.

2 Is William having fun?

\_\_\_\_\_

3 Does William's sister like sharks?

\_\_\_\_\_

4 Is there a dolphin show at the aquarium?

\_\_\_\_\_

5 Are there penguins at the aquarium?

\_\_\_\_\_

6 Is William going to take photos?

\_\_\_\_\_

#### 3 Circle the mistakes. Write the correct words.

1 The weather is cold and sunny.

hot

2 The amusement park is boring.

\_\_\_\_\_

3 William and his family are going to visit the zoo this evening.

\_\_\_\_\_

4 William's sister loves sharks.

\_\_\_\_\_

5 William and his family are going to visit a museum tomorrow.

\_\_\_\_\_

6 They are going to drive home next week.

\_\_\_\_\_

Writing

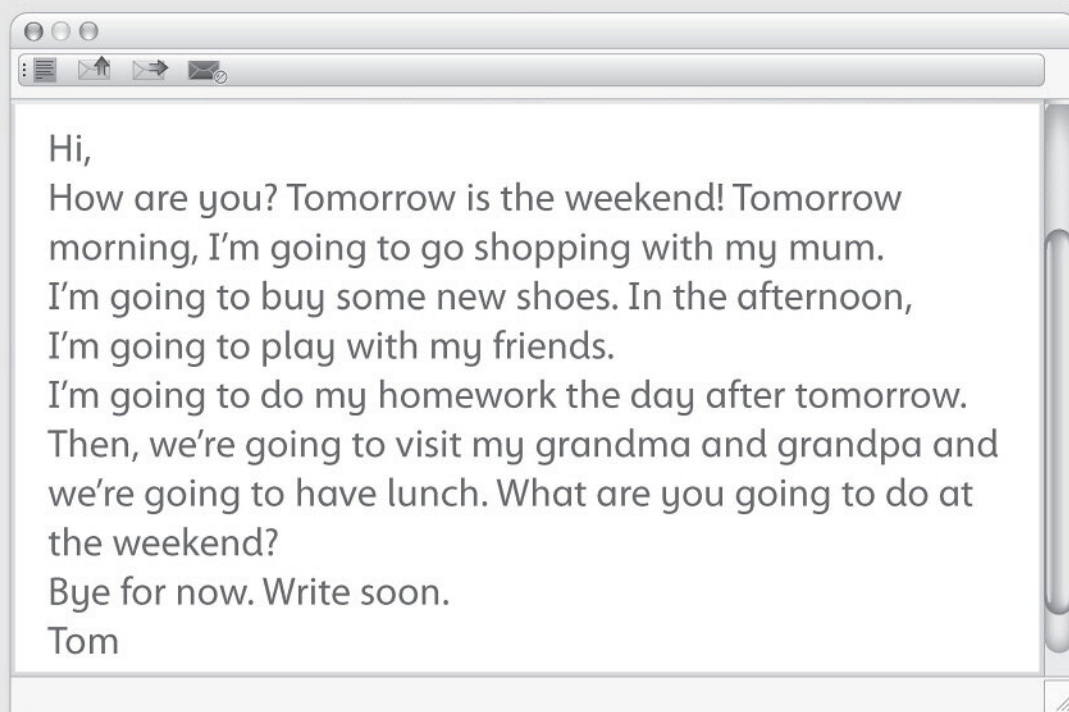
1 Where do we use these words in a letter? Circle *start* or *end*.

- |                           |                    |                 |             |
|---------------------------|--------------------|-----------------|-------------|
| 1 Write soon.             | start / <u>end</u> | 2 See you soon. | start / end |
| 3 How are you?            | start / end        | 4 Dear ...      | start / end |
| 5 Thanks for your letter. | start / end        | 6 Bye for now.  | start / end |



My writing

2 Read the email. Underline the start words in red and the end words in blue. Order the pictures and write the numbers.



3 What are you going to do this weekend? Write an email to Tom.

---

---

---

---

---

---

---

---

---

---