

## Lesson One Story

## 1 Read the story and circle the mistakes. Write true sentences.

1 The children decide to help clean up the library.

The children decide to help clean up the wildlife park.

2 They put all the litter in different boxes.

3 They will pick up all the litter and clean it.

4 Libby wants to have a hot shower later.

5 The park will be clean and dangerous again soon.

## 2 Complete the DSD Club leaflet.

family birds environment old paper rubbish dump

## Does your local park need cleaning up? The DSD Club can help!

★ A big job is easier with lots of helpers!

Phone all your friends and <sup>1</sup> family.

Lots of people will help the environment if you ask them.

★ Be prepared!

Buy rubber gloves and plastic bags in different colours.

Tell your friends to wear <sup>2</sup> \_\_\_\_\_ clothes and boots.

★ Learn and teach!

Find out what is bad for the <sup>3</sup> \_\_\_\_\_. Tell your friends.

Carrier bags can trap <sup>4</sup> \_\_\_\_\_.

Batteries have dangerous chemicals inside them.

★ Recycle!

Don't just take all the litter to the <sup>5</sup> \_\_\_\_\_.


Put plastic, metal, <sup>6</sup> \_\_\_\_\_ and glass in different bags and recycle them!

## 3 What do you think happens next? Tick (✓) one.

- a The TV crew arrives. They don't make the programme because of the mess. ☐
- b The TV crew doesn't come. Everyone is disappointed. ☐
- c The DSD Club clean up the park quickly. The TV crew can film the beautiful clean park. ☐
- d The TV crew arrives before the river is clean. They make a programme about cleaning up the park. ☐

1 Look at the picture and write the words.

recycling centre carrier bags oil batteries  
chemicals bottle bank metal paper



How to use the <sup>1</sup> recycling centre


Container A is for <sup>2</sup> \_\_\_\_\_  
 Container B is for <sup>3</sup> \_\_\_\_\_  
 Container C is for <sup>4</sup> \_\_\_\_\_  
 Container D is for <sup>5</sup> \_\_\_\_\_  
 Container E is for <sup>6</sup> \_\_\_\_\_  
 Container F is for <sup>7</sup> \_\_\_\_\_  
 Container G is a <sup>8</sup> \_\_\_\_\_

More words

2 Match the words to the definitions.

recharge refill rebuild redecorate

- 1 refill verb to fill a container again
- 2 \_\_\_\_\_ verb to put something together again
- 3 \_\_\_\_\_ verb to change the style of a house, room, etc. with new paint and furniture
- 4 \_\_\_\_\_ verb to put power back into something like a battery or small machine



Dictionary  
pages 126–134

3 Complete the sentences.

refill remove reuse recharge rebuild ~~redecorate~~ retell return

- 1 Mum wants to redecorate the living room and change the colours.
- 2 They are going to \_\_\_\_\_ the houses that fell down in the earthquake.
- 3 Please could you \_\_\_\_\_ my glass? I'm really thirsty.
- 4 You can borrow my MP3 player if you promise to \_\_\_\_\_ it.
- 5 Can I plug in my mobile phone? I need to \_\_\_\_\_ it.
- 6 The factory will wash and \_\_\_\_\_ all the glass bottles.
- 7 I love Grandpa's stories. I ask him to \_\_\_\_\_ them every time he visits.
- 8 We need to \_\_\_\_\_ the old swings from the park. They're dangerous.



## 1 Complete the predictions. Use a verb with *will* or *won't*.


do work study ~~drive~~ live eat



In 50 years people won't  
drive normal cars.



In 100 years some people  
\_\_\_\_\_ on the Moon.



My sister \_\_\_\_\_  
science at university.



My dad \_\_\_\_\_ in 30  
years, so he'll have lots of time to  
go fishing.



People \_\_\_\_\_  
normal meals in 100 years.



In 20 years robots \_\_\_\_\_  
\_\_\_\_\_ our boring and  
difficult jobs.

## 2 Read the conversation. Write Celia's sentences. Use *will* or *won't*.

**Alice** What do you think we'll be like when we're older, Celia?

**Celia** Well, *I / not change / much* <sup>1</sup> Well, I won't change much.

**Alice** What do you mean?

**Celia** *I / have fun / with my friends* <sup>2</sup> \_\_\_\_\_

**Alice** Do you mean me?

**Celia** *Yes, / we be / friends when we're older* <sup>3</sup> \_\_\_\_\_

**Alice** Great! What else?

**Celia** *I / care / about the environment* <sup>4</sup> \_\_\_\_\_

**Alice** Me too. I think I'll get a job helping animals.

**Celia** *Yes, / we work / at the wildlife park together* <sup>5</sup> \_\_\_\_\_

**Alice** That sounds like fun!

**Celia** *And the animals / not be / in danger / in our town* <sup>6</sup> \_\_\_\_\_

## 3 What will you do when you are older? Write sentences.

1 Where will you live? \_\_\_\_\_

2 Where will you work? \_\_\_\_\_

3 What will you do in your free time? \_\_\_\_\_

1 Complete the conversation. Use the present continuous.



Frank Hi, Jerry. Would you like to go to the shopping mall this evening?  
 Jerry Oh, I can't. I <sup>1</sup> 'm watching (watch) my brother play tennis.  
 Frank OK, how about tomorrow morning?  
 Jerry Tomorrow morning Dad and I <sup>2</sup> \_\_\_\_\_ (help) Mum in the garden.  
 Frank Maybe we could have lunch together then?  
 Jerry I <sup>3</sup> \_\_\_\_\_ (have) lunch with my cousins tomorrow, but you could come, too.  
 Frank I'd love to. What time shall I come round?  
 Jerry Well, my cousins <sup>4</sup> \_\_\_\_\_ (arrive) at about 11.30. Dad <sup>5</sup> \_\_\_\_\_ (cook). We <sup>6</sup> \_\_\_\_\_ (have) a barbecue in the garden.  
 Frank OK, I'll come at about 12 o'clock then. Thank you.

2 Read the poster. Write about what the children are doing.

**Class 6W's big day out!**  
It's busy!

9.00 meet at the school

Don't be late! The bus won't wait!

10.00 arrive at the beach

10.15 beach volleyball

10.45 learn to surf with Dave

12.30 picnic on the beach


(no swimming after lunch!)

14.00 cave walk – explore the beautiful caves

~~16.00 Mr Jennings group photo~~

**cancelled – sorry!**

16.30 home time!



- 1 (meet) They're meeting at the school at 9 o'clock.
- 2 (arrive) \_\_\_\_\_
- 3 (play) \_\_\_\_\_
- 4 (Dave / teach) \_\_\_\_\_
- 5 (eat) \_\_\_\_\_
- 6 (explore) \_\_\_\_\_
- 7 (Mr Jennings / not take) \_\_\_\_\_
- 8 (go home) \_\_\_\_\_



### Reading

#### 1 Read the article. Write the paragraph titles.

Egg box garden    ~~Fashion parade~~    Tidy your desk    Gold or paper?

### As Good as New – competition results

Thanks to all of you who sent in emails and photos to our competition. Your ideas are fantastic! Here are the winners of this year's competition.

#### 1 Fashion parade

Look at these amazing hats! Frank and Ollie made these with reused wrapping paper. First they made circles out of card. Then they stuck on the wrapping paper and the other decorations. They look really great!



2 \_\_\_\_\_

These flowers and insects used to be egg boxes. Natalie cut up the boxes, painted them and decorated them with ribbons and pretty paper. She worked really hard, and they look amazing!



3 \_\_\_\_\_

George's desk used to be a mess. He made this pen holder with old juice cartons. He glued them together and stuck pictures from magazines on them. Now his desk is very tidy, and he is recycling juice cartons and magazines!



4 \_\_\_\_\_

These are made of old magazines and greetings cards! Fiona rolled the paper and glued it to make small tubes. She put them on string to make bracelets! Now she can wear them when she goes to see her friends.



#### 2 Read again write the names.

- 1 Frank and Ollie recycled old wrapping paper.
- 2 \_\_\_\_\_'s project has made his room tidier.
- 3 \_\_\_\_\_ and \_\_\_\_\_ used old magazines.
- 4 \_\_\_\_\_ used paint for her project.
- 5 \_\_\_\_\_ and \_\_\_\_\_ didn't make something to wear.

Words in context


1 Match the words to the definitions.

juice carton bus ticket ~~greetings card~~ bracelet ribbon map

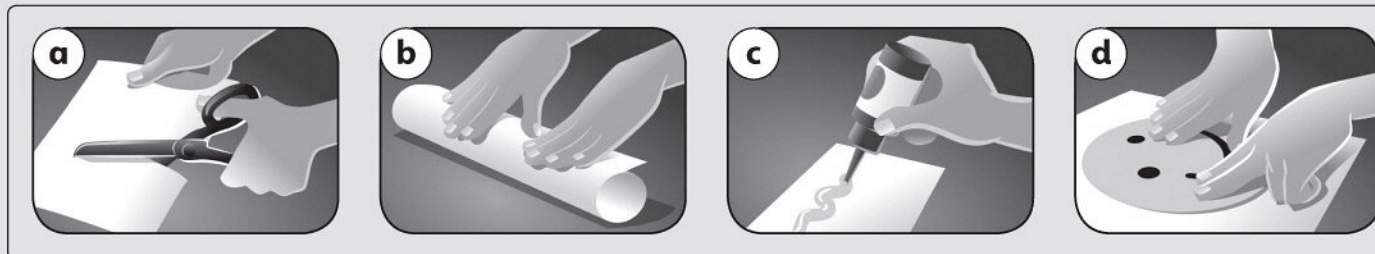
- 1 greetings card *noun* a card with a picture and a message that you send someone on a special day
- 2 \_\_\_\_\_ *noun* a long, thin piece of shiny material that you can tie around a present
- 3 \_\_\_\_\_ *noun* a ring that you wear around your arm, next to your hand
- 4 \_\_\_\_\_ *noun* a drawing of a country or city that shows where the important places are
- 5 \_\_\_\_\_ *noun* a box that has fruit juice in it
- 6 \_\_\_\_\_ *noun* a printed piece of paper that you get when you pay to ride on a bus

More words

2 Match the pictures to the definitions. Find the past simple verbs on page 44.



Dictionary  
pages 126–134




- 1 **stick** *verb* to fix something onto another thing d stuck
- 2 **glue** *verb* to stick or fix something by using glue  \_\_\_\_\_
- 3 **cut up** *verb* to cut something into small pieces  \_\_\_\_\_
- 4 **roll** *verb* to make a flat thing into the shape of a tube or circle  \_\_\_\_\_


3 Look and write. Use a verb in the past simple from box A and a noun from box B.

**A**  
glue roll cut up ~~stick~~


**B**  
~~car tyres~~ bracelet wrapping paper ribbons




1 Barry and John stuck  
some car tyres  
together to make a plant holder.



2 Jane \_\_\_\_\_ lots of  
\_\_\_\_\_ to her hat.  
It was very pretty!



3 Peter made a crown for a  
play. He \_\_\_\_\_ some  
\_\_\_\_\_.



4 Emily \_\_\_\_\_ some  
coloured paper to make  
a \_\_\_\_\_.



**1 Match the ideas to the pictures.**

- $b$

- 88



**2 Write a leaflet.** Use the ideas in Exercise 1 or your own ideas. Give suggestions and reasons.

## Why not **go** ...?

How about **going** ...?

## What about **going** ...?

Little things can make a big difference to our world!

Don't buy new cards. How about making cards and decorating them? It saves paper and it's fun to do!

# 1 Complete the text.

recycling centre   plastic   carrier bags   wrapping paper  
tyres   batteries   greetings cards   paper



Our family and friends cleaned up our local park last weekend. We picked up a lot of <sup>1</sup> plastic bottles and we put them in a big bag. We took all the rubbish to a <sup>2</sup> recycling centre. Recycling is a great idea. We can use recycled <sup>3</sup> paper to make newspapers and books. We can also use recycled car <sup>4</sup> tyres to make trainers. I try to reuse things if I can. I always keep <sup>5</sup> batteries and ribbons from presents, and I use them to wrap presents for my friends. My sister and I make <sup>6</sup> greetings cards from old magazines. We always take our own <sup>7</sup> wrapping paper to the supermarket, and recharge our <sup>8</sup> car batteries so we don't have to buy new ones.

# 2 Write sentences and questions. Use *will* and *won't*.

1 in the future / people / recycle / more

In the future people will recycle more.

2 I / not drive / a car / when I'm older

3 it / be / sunny / next week?

4 our team / win / the match?

5 my sister and I / not be / at this school / next year

# 3 Complete the sentences. Use the present continuous.

1 My cousins Joe and Nancy are having (have) dinner at my house tonight.

2 My brother and I are playing (play) tennis in a competition tomorrow.

3 Mum and Dad are taking (take) us to the beach on Saturday.

4 I'm really excited! I am going (go) to the cinema with Dad this evening.

5 We are meeting (meet) our cousins at the train station at 5 o'clock.

6 John and I are sleeping (sleep) in tents at the campsite next week.