

Lesson One Story

1 Read the story and complete the sentences.

world know paint famous impossible meet walls draw library

1 I want each group to
 paint a mural on
 one of the .



2 Animals are
 to .

3 What about portraits of
 people from around
 the ?

4 We don't
 what to do!

5 Let's at the
 tomorrow.

2 Match the sentences in exercise 1 to the pictures.



3 Read and circle.

1 Fin wants the children to ...

- a clean up the club.
- b** paint pictures on the walls.
- c paint the library.

3 Kate doesn't want to paint animals because ...

- a she doesn't like them.
- b they look boring.
- c they are very difficult to draw.

5 The four children are going to meet ...

- a at home.
- b at the library.
- c at the club.

2 For this project, the children ...

- a can decide what to paint.
- b have to paint countries.
- c have to paint animals.

4 Libby doesn't like the idea of flags or maps because they aren't ...

- a easy.
- b difficult.
- c exciting.

6 When they meet tomorrow, they are going to ...


- a decide what to paint in their mural.
- b make drawings for their mural.
- c start painting their mural.

4 What would you paint in a mural on the theme 'Around the world'?

1 Complete the advert.

paintings background ~~art gallery~~ portraits mural landscape foreground sculptures

What's on this week at the Parkside ¹ art gallery




- On the wall, there is an amazing ² mural.
The children at Hill School painted it for their art project.
- In Room 1, you can see ³ sculptures by Carol Evans.
She makes animals from stone and wood.
- Upstairs, in Room 4, you will find lots of different types of ⁴ landscapes by artists from around the world.
- In Room 2, you can see some interesting ⁵ portraits of people from the past.
- In Room 3, we have a very famous ⁶ painting by the artist William Lake. It's called 'In the Country'. The river in the ⁷ foreground is the River Lee, and the mountains in the ⁸ background are the Black Mountains.

Come and see!

More words

2 Add *un-* or *im-* to the adjectives to make the meaning negative.

- | | |
|--------------------------|------------------------------------|
| 1 lucky <u>unlucky</u> | 2 happy <u>unhappy</u> |
| 3 mature <u>immature</u> | 4 interesting <u>uninteresting</u> |

3 Complete the sentences. Add *un-* or *im-* to the adjectives.

interesting mature polite ~~popular~~ friendly lucky tidy happy

- This TV programme is unpopular. No one in my class likes it.
- He never says 'hello' to anyone. He's very unfriendly.
- It's impolite to talk with your mouth full.
- Please clean up your room. It's really untidy.
- James was unlucky after the test, because he didn't know many of the answers.
- This book is boring. It's the most uninteresting book in the world!
- She behaves like a small child. She's very immature.
- Tom hurt his foot, so he can't play in the match. It's very unlucky.

1 Read and match.

- 1 "You look great in those shoes."
- 2 "I can't do this homework. It's difficult."
- 3 "I'm going to town."
- 4 "Sorry, I can't talk now. We're having lunch."
- 5 "I've got some amazing news, but it's a secret."
- 6 "It's very hot in this room."
- 7 "That film is terrible! It's really boring."
- 8 "I like this meal."

h

- a "I'll come, too."
- b "Please tell me! I won't tell anyone else."
- c "OK, I'll call you again later."
- d "I'll open the window."
- e "I'll help you with it after dinner."
- f "Really? OK, I won't watch it."
- g "Good! I'll make it again."
- h "Thanks! I think I'll buy them."

2 Complete the sentences. Use *going to*.

- 1 I *'m going to call* _____ (call) Sandra this evening.
- 2 My parents _____ (paint) the kitchen this weekend.
- 3 Alan _____ (make) a sculpture of a horse for his art class.
- 4 We _____ (not play) tennis today. It's too hot.
- 5 My dad _____ (meet) me at the station.
- 6 I _____ (buy) Matt a book for his birthday.
- 7 Lisa _____ (not come) to the cinema with us tonight.
- 8 We _____ (start) our next history project soon.

3 Complete the conversation. Use *going to* or *will*.

Tara: What are your plans for the weekend? Are you going to do your homework tomorrow?

Annie: No, I don't think so. My cousins ¹ *are going to* _____ go to the art show in the park tomorrow morning. I think ² I _____ go with them.

Tara: That's a good idea! ³ I _____ come, too! I'd like to see the art show.

Annie: Great! ⁴ We _____ meet you at the bus stop at ten o'clock.

Tara: Fine. I'll be there.

Annie: Susan ⁵ _____ take some sandwiches for a picnic lunch. Do you want to bring some lunch, too?

Tara: Yes, OK. ⁶ I _____ bring some lunch, too. But I can't stay very long at the park. Mum ⁷ _____ go to play tennis, so ⁸ I _____ help Dad with cooking dinner.



1 Read and circle.

Hi Maggie,
¹Are / Do you coming to the Art Club meeting tomorrow after school? After that, I'm ²meet / meeting Leila in town. Do you want to come, too?
 Kathy

Hi Kathy,
 No, sorry, ³I don't / I'm not coming to Art Club. Mum ⁴is / are driving me to Newtown at 4.00. ⁵We'll have / We're having tea with my grandma. But I'd like to see Leila, too. What time ⁶are you / you are meeting her?
 Maggie

2 Complete the sentences. Use the present continuous.

CLASS 6B SCHOOL TRIP

27th September

Teacher: Mr Sanders

- 9.00 meet at train station
- 9.15 catch train to art gallery
- 9.45 tour of gallery: starts 9.45
- 12.00 have lunch in garden
- 1.30 take boat trip on river
- 5.00 go back to train station
- 5.30 parents meet children

My class ¹is having _____ a school trip tomorrow. Mr Sanders ²_____ us at the station at nine o'clock, and we ³_____ the train 15 minutes later. The tour of the art gallery ⁴_____ at 9.45. At 12 o'clock, we ⁵_____ lunch in the garden and, after that, we ⁶_____ a boat trip on the river. That will be fun! We ⁷_____ back to the station at five o'clock, and my dad ⁸_____ me at 5.30. I think it will be a really good day!

3 Write questions and answers.

1 where / Tony / visit / with his class?

Where is Tony visiting with his class?

He's visiting an art gallery.

2 what time / they / meet?

3 how / they / travel?

4 where / they / have / lunch?

5 what / they / do / after lunch?

6 what time / Tony's dad / meet him?

Reading

1 Look at the story. Choose the best title. Write the title at the top.

- a) A lovely day on the river b) An adventure on the river c) A storm at sea

It was a summer morning. The river was calm. The clouds in the sky were light, like smoke.

"I want to go out in the boat," said Jack.

"OK, let's go!" said Harry.

After half an hour on the river, Jack stopped rowing. The boat floated quietly on the water. The sun was warm, and Jack and Harry soon fell asleep with the sun on their faces. They slept for a long time.

When they woke up, the sky was dark. There were storm clouds above them. A flash of lightning lit the sky.

"A storm is coming!" Harry said, nervously. And, very soon, the wind started to get stronger and stronger. Waves hit the boat with a splash and heavy rain started to fall. Jack was rowing when he dropped the oars by accident and they floated away. Without the oars, the boys couldn't row. They didn't know what to do.



Then a big wave hit the side of the boat. The boat turned over, and Jack and Harry were thrown into the water.

"Grab the boat!" Jack shouted. They held on tightly to the boat as the water carried them along.

At last, the boat hit some rocks near the river bank. The boys felt the ground under their feet and slowly they got to the bank. When they looked back, their boat was gone.

"Where are we?" Jack asked. "Will someone rescue us?"

Then they saw some smoke from behind the trees. "Maybe it's a house!" Harry said. They walked along the path between the trees – and stared in surprise.

2 Read again and number the pictures in the correct order.



Words in context

1 Read and circle.



Give me the oars, Harry. I'll ¹ row / sail.

Jack! We fell asleep – and we didn't ² climb / tie the boat to a tree!

The boat is still ³ floating / swimming. We can hold on to it.

Oh, no! The boat is going to ⁴ splash / hit the rocks!

What are you ⁵ shouting / staring at, Sam?

Can you see the ⁶ splash / smoke in the sky?

If we find a house, we can ⁷ buy / borrow some dry clothes.




More words

2 Match the words from page 10 to the definitions.

lightning oars grab bank

- 1 bank noun the ground on each side of a river
- 2 _____ noun long wooden objects that you use to row a boat
- 3 _____ noun the electricity that lights up the sky in a storm
- 4 _____ verb to suddenly take hold of something



3 Complete the sentences.

floating hit oars smoke bank splash stared tie



They made a fire on the river

- ¹ bank. Soon, there was
² _____ coming out of it,
 and they were nice and warm.

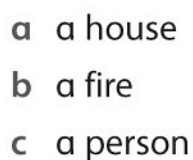


- Helen held the ³ _____
 and ⁴ _____ at the boat.
 It was ⁵ _____
 in the middle of the river. "Oh, no!"
 she said. "I forgot to
⁶ _____ it to a tree!"




- The stone ⁷ _____
 the water three times. Every time,
 it made a little ⁸ _____.

1 Read the story on page 10 again. What were the boys staring at? Look at the picture and tick (✓) the correct answer.



0000

2 Look and write the end of the story.



"I think the lightning hit it," Harry replied.

1 Read and circle.

A

David: ¹Will you / Are you going to play tennis later?

Paul: Yes, I am.

David: Great! ²I'll / I'm going to meet you at the sports club.

B

Susan: ³Will you / Are you going to buy your mother a birthday card?

Lisa: No, ⁴I won't / I'm not. ⁵I'll / I'm going to make her a card.

C

Sarah: ⁶Will you do / Are you doing anything this afternoon? Emma and I ⁷will go / are going to the market at two o'clock.

Katy: Good idea! ⁸I'll / I'm going to come with you.

D

Liam: ⁹Will you / Are you going to ride on a camel when you go to Egypt?

Phil: No, ¹⁰I won't / I'm not going to. I don't like camels.

Liam: Really? I like them!

2 Write sentences. Use will or won't.



I / help / her
I'll help her.



I / not wear / this



I / paint / the sky



I / use / some rope

3 Read and circle.

Picture 1: The woman can't carry the bags. It's ¹impatient / impossible.

Picture 2: The boy is ²splashing / staring at his jacket.

Picture 3: The children are painting a ³mural / sculpture. It's a ⁴landscape / portrait.

In the ⁵background / foreground, there are trees and flowers. The girl is going to paint ⁶flowers / a sun in the sky.

Picture 4: The man is going to ⁷hit / tie the ⁸banks / oars to his car.